



## Communication From Members Of The Guild Of American Papercutters

Design by Frank Joest

August/September 2020

### Check In With Mindy

Have I written about how happy I am that Zoom exists? When I first joined the board, our quarterly calls were done by phone. It was so hard to know when to speak because we could not see one another. I had been teaching on Zoom for years already so I was familiar with the platform and happy to bring it to the GAP Board for a number of reasons. The most obvious one is that we get to see one another. This turns out to be a great thing for feeling more connected and was doubly important this past month. Because we had to postpone our conference, we were unable to present two important awards so we did it by Zoom.

The wonderful Dave Reichart received the Harris Award presented by Melanie Kehoss (she is holding it up in the Zoom picture below) who also made the beautiful papercut. You can read more about the history of the award here <https://papercutters.org/harris-award-winners/> Dave was nominated and chosen for all that he has done for the Guild from birthing our original website to his current work on the budget. Luckily for us, he is still on the board.



We also spent some of our board meeting honoring Kathy Trexel Reed. After many many years serving GAP and birthing our Museum, Kathy has officially gone off the board and retired from GAP although she is still not quite gone as she is the mastermind behind the Ex-Libris exhibit and is seeing it through to installation assisted by Rebecca Raupach, our archivist based at Laurel Arts Center. I was honored to make Kathy the papercut below. It is a picture of Laurel Arts Center, where our Museum is located. It is surrounded by mountain laurel, a popular flower found in the Laurel Highlands home to the Laurel Arts Center.


In addition to honoring Dave and Kathy, we had a very productive meeting including welcoming three new board members Megg Sorenson ([www.sparrowpapercraft.com](http://www.sparrowpapercraft.com)), Jason Koons (<https://www.jasonkoonsart.com>) and Randall Williams (<https://rawpaperart.com>). Do check out their websites and I look forward to you getting to know them.

...continued

Before I sign off, I wanted to let you know that one of the things I have been working on is organizing Zoom classes. Look for an article in this issue about the recent class Damien Schaab taught and the upcoming class mat Liz Goss. If you are interested in teaching, be in touch with me [president@papercutters.org](mailto:president@papercutters.org). In fact, please feel free to be in touch if there is ever anything I can do for you.

Have a great month and stay safe.  
-Mindy

## Participate in the 100,000 Folds project



*One folded triangular origami piece; these units are the building blocks for the finished sculpture.*

The coronavirus pandemic's impact has been devastating in the United States. When this project started, the death toll was nearing 100,000. It has since grown to over 183,000 lives lost. The 100,000 Folds project seeks to help us visualize the scale of these deaths by creating 100,000 triangular origami pieces, folded by our community, that represent the first 100,000 deaths from the pandemic. We

invite you to participate, if you are able. Participants will fold 250 triangular units, a process that takes three to four hours from start to finish. In the process of folding each piece, you will commemorate and observe each of these lives lost, while contributing to something larger — a physical manifestation of the toll of this virus in our country. The collected 100,000 origami triangles will be constructed into sculptures to memorialize the people who've died. We need to remember those souls, and also to be reminded that we need to do better. <https://100thousandfolds.com/>

## From Janelle Washington

Here is what I am up to:

Online exhibit : Ikouii- Masked:  
Self portraits of a Pandemic  
[www.ikouii.com/masked/](http://www.ikouii.com/masked/) 8/1-10/6/2020

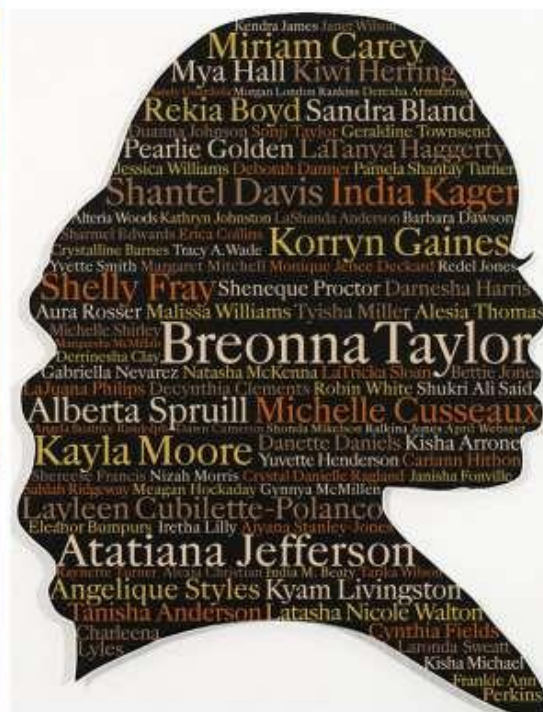
Guest speaking virtually at  
Scripps College Press 9/24/2020

Exhibiting with Artomatic 2.0  
[virtually-www.artomatic.org](http://virtually-www.artomatic.org)  
7/20-8/20 (ends today)

Silhouette of Breonna Taylor in  
O Oprah magazine September  
edition in store now.

Teaching a virtual workshop  
with Raleigh Museum of Art  
9/13/202 Virtual Family Studios-  
create a silhouette and learn  
paper cut techniques while  
being inspired by artist Lina Iris

Viktor whose art will be on display at the museum. \$8.00 for members, \$10 non members - kits will be mailed out to participants. For children also- ages 6-12 yrs old.



[www.Etsy.com/shop/WashingtonCuts](http://www.Etsy.com/shop/WashingtonCuts)  
[www.washingtoncuts.com](http://www.washingtoncuts.com)



## From Rosa Leff

I recently had several works exhibited on 15 PHL Links screens in Philly. Take a look!



My solo exhibition, *Papercut Polaroids*, has been extended through September 12th. Check it out online here: <https://www.soapboxarts.com/papercut-polaroids>

*Colors of Hope*, at DaVinci Art Alliance is still on view here <https://daviniciartalliance.org/colors-of-hope> through September 30th.

Some of my work will be featured in *Paper Works* at The Mansion at Strathmore. Details TBD <https://www.strathmore.org/visual-arts/exhibitions/paper-works>


### Philly's Freedom

The National Liberty Museum, Philadelphia

On view October 16, 2020 – January 31, 2021

\*Special priority access for seniors and immunocompromised individuals from 10-11AM each day.

<https://www.libertymuseum.org/exhibitions/phila-freedom-exhibition/>



## From Carolyn Guest

On August 25<sup>th</sup> I received a "Women in the Arts" Award from the National Society of the Daughters of American Revolution, awarded by a local VT chapter.

*-Congratulations Carolyn!*

## Call for Entry Paperworks VII


Foundry Arts Centre, St. Charles Missouri

November 20- January 7

This is a physical exhibit at the Foundry Art Centre and the virtual exhibition will be posted for your enjoyment at home on November 27th.

<http://www.foundryartcentre.org/paperworks-vii>

*-Thank you Lucrezia Bieler for sharing this opportunity with us!*



## From Dave Jenkins

I will be participating in the Arlington Visual Art Studio Tour, September 26-27. The 40 or so participants will either be live-streaming a tour of their respective Arlington, Virginia, art studios during those days, or, like me, have a prerecorded video tour available for viewing. Here's the link to the overall Tour:

<https://arlingtonartstudiotour.org/about-the-tour/>

(Melanie Kehoss will also be participating in this--in fact, she's helped to organize it!)

# From Melanie Kehoss

## Arlington Visual Virtual Art Studio Tour

[arlingtonartstudiotour.org](http://arlingtonartstudiotour.org)

[www.facebook.com/arlstudiotour](https://www.facebook.com/arlstudiotour)

[www.instagram.com/arlingtonartstudiotour](https://www.instagram.com/arlingtonartstudiotour)

September 26, 10 am - 5 pm and September 27, 11 am - 4 pm

Melanie Kehoss Facebook Live Session on Sat, Sept 26, 11:30 - 11:50 am

The 2020 Arlington Visual Art Studio Tour is a virtual tour of over 40 artist studios throughout Arlington County, Virginia. Visit nearly 30 studios, including GAP member **David Jenkins**, via YouTube starting September 23. Watch a dozen more via Facebook Live on September 26 & 27, including organizer and GAP member **Melanie Kehoss**. A schedule of Live events will appear on the AVAST website on September 1. Links to the recorded videos can be accessed through the AVAST Directory starting September 25.



## THROUGH THE KITCHEN DOOR

A New Project Space Installation

[Torpedo Factory Art Center](https://www.torpedofactoryartcenter.org)

105 N. Union St.

Alexandria, VA

Now through September 27, 2020

"Late Shift" Virtual Reception, Friday, September 11, 7 -

8:30 pm, [facebook.com/torpedofactory](https://www.facebook.com/torpedofactory)

Virtual tour on Instagram IGTV @mkehoss

Images and Audio Guide at [www.kehoss.com/kitchen/](http://www.kehoss.com/kitchen/)

A whole-room light box transports the visitor to various moments in America's culinary history viewed through kitchen doors. Made possible with the support of City of Alexandria's Office of the Arts.

Masks required. See the [Torpedo Factory Art Center](https://www.torpedofactoryartcenter.org) website for current Covid hours and requirements.

## Artist Relief Fund

<https://www.theartblog.org/2020/07/artist-relief-fund-cycle-v-offers-5000-grants-to-artists-and-writers-in-direct-financial-need-applications-end-august-26/>



*Papercut pop-up card by Petrina Case*

## From Mindy Shapiro

### Papercutting Workshop, Pre-Registration Required

Sunday, September 13, 2020

7:00 PM - 9:00 PM (Zoom)

Mindy Shapiro, [www.personalizedpapercuts.com](http://www.personalizedpapercuts.com), will lead a Zoom session and will be sending all the supplies necessary except glue (stick or Elmer's) directly to each registrant.

<https://www.congbethel.org/event/papercutting-workshop-pre-registration-required.html>





## From Jenn Ross

Creativity can be healing no matter how you choose to express yourself. The phrase "Trust the process," commonly used by Shaun McNiff, author of *Art as Medicine* and internationally-known creative arts therapist, validates the combination of emotional and creative expression. It is often difficult for those in mourning to share their experience verbally. This struggle only increases the feelings of isolation, fear, and anxiety that arise during a period of grief. Creative outlets act as a meditation for the bereaved to release private feelings that may otherwise be too difficult to share.

Creative bereavement can take many forms. Becoming vulnerable to the artistic process also allows you to experience the discomfort in grief and loss. Sharing these works can be used as a means of connection with others experiencing the same loss, an opening for discussion with a therapist, and can honor the memory of the deceased. Your work can remain private, as a personal means of coping with the loss, as well. There is no wrong way to express yourself, no perfection required – just an acknowledgement of your own feelings and a comfortable place for you to let them flow. American culture is overflowing with ageism and denial of our own mortality. Similarly, we highly regard a traditional view of beauty and immediate success. Neither the grieving process or the act of creating follow these unattainable viewpoints. By acknowledging the richness of life and loss, we can bring our own authenticity to artmaking, utilizing our inherent creativity to help us heal through the most debilitating circumstances.



*Damian Schaab's papercut tribute to GAP Member Jodi Larson*

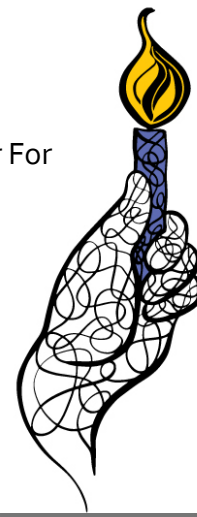

*"...a collage a day keeps the monsters at bay."  
Collage by Jenn Ross*





## From David Friedman For The Love of Paper

Up now: FOR THE LOVE OF PAPER, Three Papercutters at The Sherwood Center For The Arts, Join us for the virtual opening on September 10th by ZOOM. More Information will be available as known at: <https://www.friedart.com/upcoming-shows>



THE  
HOLOCAUST  
AND  
GENOCIDE  
STUDIES  
PROJECT

## FOR THE LOVE OF PAPER

PAPER BASED ARTWORK BY OREGON PAPER ARTISTS:  
KIM NICKENS, DAVID FRIEDMAN & LAVAUN BENAVIDEZ-HEASTER

AUGUST 15 - OCTOBER 31, 2020

SHERWOOD CENTER FOR THE ARTS

22689 SW Pine Street | Sherwood, OR 97140 | (503) 625-4ART

ARTIST RECEPTION SEPTEMBER 10TH, 5 PM-7 PM



The Guild of American Papercutters will also be represented at the **Art In The Pearl Festival of Fine Arts and Crafts**. This year, because of the pandemic, the festival will be virtual so that people will be able to participate without flying all the way to Portland, Oregon. The Guild will be represented in online demonstrations and guild member, David Friedman, will be displaying his work through the festival's online virtual show website. September 5-7 <https://artinthepearl.com>

A papercutting by David Friedman was used for the design of a logo for Portland State's The Holocaust & Genocide Studies Project. --Congrats David!



*Papercuts by Amanda Humpage*



## From Palunisa Volha

Belarus is experiencing rough times now! People do not believe in the announced results of the presidential elections. People come out to the streets every day wearing white clothes, holding flowers. They want to show that their protest is peaceful. However riot police grab citizens and beat them. It's mostly happening in the evenings when it gets dark. The security forces grab everyone without any explanations. Often people are seeking for their relatives for several days before finding out in what prison they are kept.

I created a collection of paper cut vycinanka in 2012. This is the illustration of the "Universal Declaration of Human Rights". This is my attitude, expression of my protest against lawlessness in my country. But nothing has changed since that time. And I feel enormous pain for my homeland Belarus.

Here are some of my illustrations - vytinanki and photos from exhibitions.





# Portrait Class

*By Amanda Humpage*

I was first drawn to paper cutting by my admiration of Andrea Martin's work at local art shows in the Twin Cities. I was thrilled when I learned that she offers classes, and took my first class from her only a year and a half ago. At her recommendation, I joined the Guild of American Papercutters earlier this year. Guild members' work inspires me, and the online resources have been wonderful, especially in this time of being mostly at home.

Earlier this month, I took Damian Schaab's class on papercut portraits over Zoom. My work thus far had mostly been landscapes and city scenes, but this felt like the right time to try something new, and I'm so glad I did!

Damian's class included papercut artists from across the country, with a variety of specialties and experience levels. I loved hearing about what brought everyone to the class, and learning more about Jewish papercutting traditions and even commercial work with papercutting. Even though we were together virtually, there was a sense of community across that divide.

While Damian described his tools and process, and shared a number of apps that can be helpful for manipulating photos, I got to work. Normally, my process involves an extensive period of sketching and tracing before I ever pick up my knife. During the class, I went ahead and cut directly into a photo I had printed on regular copy paper. This was such a departure from my usual approach, and I was thrilled that by the end of the class, I had a mostly complete portrait done in copy paper. The next day, I recreated it in silhouette paper, and shared the finished product on the Guild Facebook page. Shortly after that, I did a portrait of my young nephews, trying white paper instead of my usual black.

This class, along with the classes I took in person with Andrea, have given me the courage to experiment, and have helped me to see new possibilities with tools, materials, and even technology. I strongly encourage others, especially other new members, to look into the classes being offered by the Guild. Though pandemic living is not what any of us would choose, it has opened doors to new ways of connecting and learning. I would like to thank Mindy Shapiro, Damian Schaab, and everyone else at the Guild for creating opportunities like this to connect with Guild members across the country and keep developing our skills.

