



Communication From Members Of The Guild Of American Papercutters

Design by Tsirl Waletsky

January 2021

Check In With Mindy

In honor of this New Year, I am so happy to share this picture of me in my COVID mask made by my sister. She found this terrific papel picado fabric and made it for me as part of my birthday present. Hope you like it as much as I do. What a perfect gift for a papercut artist!!

This month I want to focus on volunteering. GAP is successful because of our volunteers. Because our conference was postponed, we were unable to recruit new volunteers and many of our wonderful board members have stayed on way past when their board terms expired. We need new people to step up and help the Guild if we are to continue and thrive. Here are some areas where we need help:

Technology: Jeri Fogel has been holding down the fort on this. Along with Liz Goss, who just rotated off of the board, she created a new website which has had its kinks and always needs updating. She is holding this solo and needs a few people to help out and eventually take over. Contact Jeri: jerise@jerise.com

Membership: Melanie Kehoss spearheads our membership efforts, along with a number of other board responsibilities. She could use some people to work along with her and eventually take over as well since she has been at it for quite some time. Contact Melanie: mkehoss@outlook.com



Budget: Dave took over as the treasurer when the person who was elected was unable to do the job. He would appreciate a person or two to join his committee. Contact Dave: reichd05@gmail.com

Crafty Hour: Each month Bianca, Jeri or Rosa have hosted Crafty Hour where GAP members gather to cut and chat. Sometimes there is a theme, other times people work on their cut and just chat. Bianca is rotating off of the board and is cochair of our 2021 virtual conference, Jeri and Rosa have other volunteer activities they do for GAP. You do not need to be on the board to oversee Crafty Hour and this activity definitely needs new volunteers. Contact Bianca: levanbianca@gmail.com

Check In With Mindy (Continued)

First Cut: Rosa is thrilled to now have Megg Sorensen on the team, writing articles, and helping to edit. But, we still need members who can commit to regularly writing articles. This can be as little as one page a month! You are welcome to submit work on topics of your choosing or Rosa can send you people to interview or topics to research. To find out more please email Rosa: rosaleff@gmail.com

Lastly, if you are interested in joining the board, there are some spots opening and we would love to have you. Feel free to email me to talk about it. You might think that someone else will step up to the plate but do not assume that. I spent many many years as a GAP member not volunteering yet benefitting from those who put in countless hours and years. We need you and as I wind down my presidency (and wonder who will take over), I want to do my best to ensure that there is a vibrant board continuing. And make no mistake, the current board is a dream. I can be reached at president@papercutters.org

Thank you so much for considering volunteering for the Guild to help ensure a healthy future.



Valentine's Day Love Bird Workshop with Wendy Bale

February 14, 2-4PM EST via Zoom.

Sign up by February 10th to receive Zoom link and supply list.

Cost \$30 GAP members; \$35 non-members.

Class description:

Valentine's Day Love Birds

February 14, 2:00 EST Valentine's Day special event.

Join cut paper artist and bird enthusiast Wendy Bale in a Zoom workshop showing how to create a low relief cut paper sculpture. Choose your own color palette to make your unique sweet pair of Love Birds. The techniques you will learn through this two-hour project will include embossing and shaping the paper, various ways to add dimension, plus cutting skills and tips to create texture and detail.

Bio: Wendy Bale is an artist and environmentalist specializing in cut paper sculpture. Her joy is to establish contact through the mutual love of favorite nature subjects.

"This past few years I have tried several different techniques for paper cutting. It's a very old practice, and I have found many traditional and modern ways of working in this fascinating medium."

Her recent solo show, "papercuts" can be seen on her website viewing room. Wendy produces weekly videos— Monday Movies— about her art practice which can be found on social media and YouTube. A member of The Guild of American Paper Cutters, she is always exploring new ways to use this versatile medium. She is also a founding member of the International Online Art Collective.

An avid birder, her work often depicts the subject matter found in her rural neighborhood, just down the road from the Audubon Community Nature Center in Jamestown, NY.

Website: WendyBaleArt1st.com

Instagram: [@Wendy_Bale_Art1st](https://www.instagram.com/Wendy_Bale_Art1st)

Facebook: Wendy Bale Art1st

YouTube: Wendy Bale



From Debra Collins

I'm a new member of GAP. I completed this cut in December. It's one of the good things to come out of the Covid quarantine. I've had the time to really focus on my artwork and take a few online art classes. It is the first time I used multiple colors of paper. I was inspired to do so after taking a class with Beatrice Coron. What an amazing opportunity that was. She is an amazingly creative paper cutter and a delight to work with. I titled my piece *Beyond the Garden Gate*, wishful thinking about moving beyond the Covid crisis.

Debra A. Collins

Artist

Web Gallery: debraacollins.wordpress.com
(Image Left)

From Linda Emmerson

An exhibit, "Papercutters Times Three" with work by Beth Wunder, Lucky Kim and Linda Emmerson opens at the Octagon Center for the Arts in Ames, IA on Jan. 6 to Feb. 9.

From Debora Sadler

I'm a new member. I am happy to share that I currently have a 'virtual' exhibition at Harrison Library, Harrison, New York and it can be found here:

<https://www.harrisonpl.org/art>

From Chris Cushing

Hello Fellow Papercutters! I am writing to you on a beautiful snowy morning in Upstate New York. I have been a member of the Guild for about a year now. Everyone has been so friendly and warm-hearted. I have enjoyed the "front row seat" to so much beautiful art. This is my first attempt at a larger paper cut. I would change the eyes and would have made some of the lines like those within the tree larger but, overall, I am happy with the results. May everyone have a very Happy New Year and Happy Paper Cutting too. (Image Right)



From Karen Shain Schloss

I don't often share my papercuts but this one is different. My usual artwork is designing and calligraphing ketubot, which are Jewish marriage contracts.

I have several lasercut ketubot which over the many years have become my 'bread and butter'—personalizing their pre-calligraphed English and Hebrew texts to order from internet sales from Jewish museums, bookshops and private clients. I've sold over 1000 of the lasercuts, originally made in 1999, before lasercutting was well-known or even artist-available.

Much of my other work has been commissions of a wide variety but mostly Judaic for my synagogue or private clients, custom papercut ketubot primarily.

This papercut is the largest I've ever attempted. It is 52" X 63". Commissioned by the Frank Lloyd Wright-designed synagogue in Elkins Park, PA, known as Beth Shalom. This is my neighborhood and I pass this amazing, fabulous building shaped like Mt. Sinai almost everyday and marvel at its unique beauty and distinctive exterior façade. At night the carapace of glass panels glows!

I was thrilled to be asked to do a donor recognition papercut wall-piece to hang within Frank Lloyd Wright's marvelous walls. I've always loved his geometry and dynamic aesthetic and have studied his architecture and design. But now my work was to become a part of his historical walls!

The specific assignment was to commemorate the 20 people or families who contributed to new Torah mantles (coverings) rededicating the sacred (refurbished) scrolls. Each donor was to have in addition to their name, a dedication to honor or memorialize a family member or loved one(s). Each name and dedication was a different length so the job was to figure out a cohesive design with all their names and dedications in an even impartial manner. Alphabetical order didn't work artistically due to varied length of wordings—so I made a puzzle-like design based in FLW's interlinear design.

I got excited by a font-style used in a book about Wright and loved its exaggerated O's, C's and quirky low-bar A's and high-bar H's and very narrow N's and H's. The design was all about the letters—my favorite focus on all my work!

So I figured out how to fit all these names and words into a format that was impartial and fitting. The triangles are intrinsic to FLW's vision and one used abundantly throughout the Temple. The border design on the new mantles is the same pattern I used on the bottom border.

I chose Canson Paper as a single-ply archival easy-to-cut choice in Red Earth as a FLW nod, but it is only available in 19 x 25" sheets

so I knew I'd be piecing 6 panels. Thus the puzzle idea to disguise the necessary seams.

Due to the Covid19 pandemic I was able to focus for 4 ½ months: counting letters, measuring each name and dedication, then designing and drawing in, patch-working and pasting, then cutting, --then framing the monster papercut!

I am happy with the results, pleased and proud to have mathematically logistically made it work and grateful that it is done and everything is spelled correctly! Papercutting is my medium; design and lettering is my forte'. This job encompasses it all.

PS. The Hebrew letters are a font I designed to visually blend with the stylization of the FLW letters and CRMacintosh dot letters in titling.
(Image on next page)

Did you know?



Paper Artist Tania Lissova Is Winning Hearts With Her Tiny Hand-cut Paper Plants (30 Pics)

Paper is one of the simplest, yet most amazing things that anyone can use to create art. Take Tania Lissova, for instance, who "grows" tiny hand-crafted paper flower bouquets that look as realistic as actual flowers.

19.9K shares 8 comments 213 points



I'm A Paper Artist Who Creates Quilling Art

My name is Gergana Pencheva, a paper artist from Varna, Bulgaria. I graduated engineering design in 2014 from Technical University of Varna. My work is my passion.

1 comment 37 points



I Made A Huge Paper Art Scene Of The Characters From Bob's Burgers

I love paper art. I love nerdy things. I combined the two to make a massive paper homage to one of my favorite shows of all time.

3 comments 38 points



I Created A Pop-Up Paper Art Piece

I am an artist, painter and sculptor, and I like also to do creations with paper like pop-up and optical illusions. It took 3 days to do this one "Paper Dream".

7 comments 47 points

Not only does Bored Panda have an entire section chock full of inspiring paper art, but you can make your own account and share your art with viewers around the world for free. Visit <https://www.boredpanda.com> to get started, and be sure to let us know if you make a post so we can upvote you and make sure the world sees your talent!

THE WORD OF THE TORAH IS NEAR TO YOU IN SPEECH FEELING & DEED

DEUTERONOMY 30:14

ובלבבך לעשותו

כי קרוב אליך הדבר מאד בפֿיך

BEINDA AND ALEX GILJANSKY

SHARON AND JAY BORNSTEIN

KENNETH AND SUSANNE SHEAR

LARRY AND LYNN OXENBERG

BETH SHOLOM

SISTERHOOD

SISTERHOOD

ENRICHING LIFELONG JEWISH LEARNING

AND SPIRITUAL GROWTH

IN HONOR OF

OUR DEDICATED MEMBERS

IN HONOR OF

OUR DEDICATED MEMBERS

IN HONOR OF

OUR DEDICATED MEMBERS

IN HONOR OF

OUR DEDICATED MEMBERS

IN HONOR OF

OUR DEDICATED MEMBERS

IN HONOR OF

OUR DEDICATED MEMBERS

IN HONOR OF

OUR DEDICATED MEMBERS

IN HONOR OF

OUR DEDICATED MEMBERS

IN HONOR OF

OUR DEDICATED MEMBERS

IN HONOR OF

OUR DEDICATED MEMBERS

2019

08

08

08

08

08

08

08

08

08

08

08

08

08

08

08

08

08

08

08

08

08

08

08

08

08

08

08

08

DR. CAROL M. KERSHBAUM

SORA E. LANDES AND FAMILY

DR. & MRS. JOSEPH GRONICH

MARC AND SHERYL LOVE

BETH SHOLOM

MEN'S CLUB

ENGAGING MEN

IN JEWISH LIFE

THROUGH LEADERSHIP

INNOVATION AND COMMUNITY

IN A SPIRIT OF CARING & BROTHERHOOD

IN HONOR OF

OUR DEDICATED MEMBERS

IN HONOR OF

OUR DEDICATED MEMBERS

IN HONOR OF

OUR DEDICATED MEMBERS

IN HONOR OF

OUR DEDICATED MEMBERS

IN HONOR OF

OUR DEDICATED MEMBERS

IN HONOR OF

OUR DEDICATED MEMBERS

IN HONOR OF

OUR DEDICATED MEMBERS

IN HONOR OF

OUR DEDICATED MEMBERS

IN HONOR OF

OUR DEDICATED MEMBERS

2019

08

08

08

08

08

08

08

08

08

08

08

08

08

08

08

08

08

08

08

08

08

08

08

08

08

08

08

08

CELEBRATING OUR MEMBERS WHO GENEROUSLY PROVIDED FOR OUR NEW TORAH MANTLES

Papercut by Karen Shain Schloss



From Rosa Leff

Fine (Paper) China: An Online Cut Paper Workshop

Pyramid Atlantic Arts Center
January 23rd-24th, 2-5pm, \$155

<https://www.pyramidatlanticartcenter.org/product-page/fine-paper-china-jan23-24>

Exhibit: Urban Landscapes at Beacon Gallery

Featuring work by Rosa Leff, Michael McLaughlin, Sam Belisle and Howard Fineman
Through February 14th & online at:

<https://beacongalleries.com/event-works.php?eventId=13727&event=Urban+Landscapes>

Artist Talk with Howard Fineman, January 27th, 6pm on Zoom. RSVP here:

<https://www.eventbrite.com/e/urban-landscapes-artist-talk-with-rosa-leff-and-howard-fineman-tickets-135158369321>

(Image right, second from top: "The Light At The End of The Workweek," based on a photo by Howard Fineman.)



Introduction to Papercutting: An Online Cut Paper Workshop

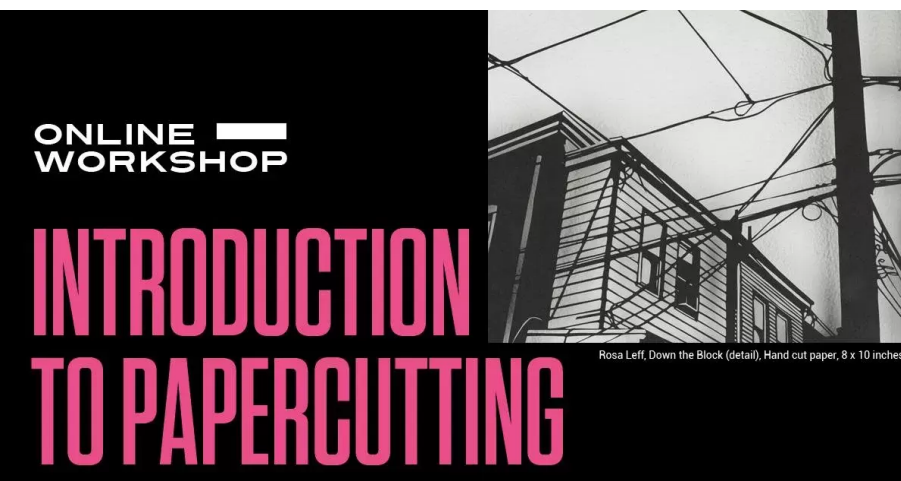
The Soapbox, Philadelphia
January 16th, 10:30am-1:30pm
\$15 Community/ \$30 Cost of Workshop/ \$45 Sponsor

<https://www.phillysoapbox.org/event/introduction-to-papercutting/>

Philly's Freedom

A group show featuring cuts by Rosa Leff
The National Liberty Museum, Philadelphia
EXTENDED through April 25th, 2021 (Open for in person and online viewing!)

<https://www.libertymuseum.org/exhibitions/philly-a-freedom-exhibition/>



Rosa Leff, Down the Block (detail), Hand cut paper, 8 x 10 inches



Papercut Cityscapes: An Online Cut Paper Workshop

Creative Alliance, Baltimore
Date: February 20th, 11am-2pm
Registration Fee: \$30 (+\$3 Service Fee)

To Register:

<https://creativealliance.org/events/2020/papercut-cityscapes>

From Petrina Case

I thought you may enjoy looking at some of the things I have been working on: My Christmas card this year and one sent to my GAP angel pen pal. Fun with butterflies papercut lit up. Other papercuts for pendants.

website: <http://www.PetrinaCase.com>

Wordpress: <https://paperpupus.wordpress.com>

Blogger: <https://petrinacasestudio.blogspot.com>

Facebook

<https://www.facebook.com/PetrinaCasePopUpStudio>

E-mail: PetrinaCase@gmail.com

EBAY Store: <https://www.ebay.com/usr/petrinacasestudio>

ETSY Store: www.PetrinaCaseStudio.ETSY.com



From Melanie Kehoss

Through The Kitchen Door: Inside Out

The life-size lightbox will be reborn as an outdoor installation in Alexandria's Market Square this winter!

Market Square Alexandria, VA (On the stage between city hall and the fountain)

Installation January 25 – February 1 (weather permitting)

On view February 2 – 15, 24/7. Best viewing after sunset.

<http://www.kehoss.com/kitchen/>

(Image Left)

From Mindy Shapiro

Papercut Zentangle® Valentine

Let Mindy teach you how to make a beautiful Papercut Zentangle® Valentine. Great to give to your sweetheart for a cheery decoration in your home!

In this workshop, we will combine papercutting with the Zentangle® method. First we will design a heart using heart inspired tangles and then cut out these tangles to create a papercut Zentangle Valentine suitable for keeps or to give to a loved one. If there is time, we will then tangle inside the papercut tangles. During class Mindy will also explore negative and positive theory, what tangles translate best to papercutting, and different papercutting tradition around the world.

In This Workshop Participants Will:

Design a heart using heart inspired tangles.

Learn how to cut these tangles to create your beautiful Valentine

Enhance your papercut Valentine with inked tangles!

<http://events.r20.constantcontact.com/register/event?llr=elzsaemab&oeidk=a07ehi73c10fbce24f5>

Online | Papercutting: Valentines Edition

Mindy Sue Shapiro

Wednesdays 6:30 PM to 8:30 PM

Feb 10, 2021

Medium: Print, Paper and Book Arts | Level: Beginner


Special Topics Member: \$42.00 | Non-Member: \$45.50

Register here

<https://www.mainlineart.org>

Check out my new website:

www.mindyshapiro.com




From Sue Throckmorton

This is another of my rather big pieces made up of bits and pieces I added day after day during this pandemic. Originally, out of pieces of colored paper, I cut a miniature Polish farm, the kind you might find today in a *scansen*, a kind of outdoor museum here in Poland which preserves traditional buildings, farms, and even whole villages from the past. I included the thatched cottage, which was often painted blue to “announce” that the family within had a marriageable daughter, barns, a dovecot, a well, a cart, and typical farm animals in the yard. I expanded the farm with a pasture and pond, an herb garden, more animals, and a surrounding fence. Then I started to get more ambitious by adding larger vegetable gardens. This was not the end, however.....



At last I thought, why not go completely crazy! I pasted the growing farm on a large piece of black cardboard which, with the colored papers I had, began to take over the table where I ate my breakfast each morning. I was finally relegated to sitting on a chair with a bowl of cereal in hand while I planned to add yet another section while I ate. Again no BIG plan, just an idea for a small section one at a time. Each section was cut out of a different colored paper, and I filled it with all kinds of flowers and fruits, trees, animals, birds, and insects, big and small, not necessarily proportionate to the farm, some realistic and others imaginary. Soon when added together as I moved from one side to the next....





....the sections began to build a wide border around the original farm which also continued to grow with a clothesline and basket, a collection of beehives, a resident storks' nest, more animals, and more fencing. My final cutting was a row of morning glories on the front fence. Here's the final picture. It's rather wild, but no one can deny that it isn't colorful! Be sure to find something that indicates that I did this during the pandemic. (Hint: Check the clothesline!) I'm also including a few close-ups of parts of the border.

Congratulations to Béatrice Coron for her recent feature, "The Gifts in Making: Béatrice Coron" by The American Craft Council. Check out the article here:

<https://www.craftcouncil.org/magazine/article/gifts-making-beatrice-coron>



From Lissa Spitz

Open calls I've heard about: I'm way too excited about applying for an Artist-In-Residence program on Mackinac Island this summer. If I get in I'll be over the moon!

www.mackinacparks.com/plan/artist-in-residence-program

I'm working on and creative goals for this year: I'm slowly working my way through making pieces of all the state flowers, I'd like to make a good chunk of progress this year. Also I have a goal to revamp my website but that's a whole thing...ugh. Not my strength.

Here's one of me working, with a little bit of studio on the side...

Here are Apple Blossoms (Michigan), Rocky Mountain Columbine (Colorado), and Rose (New York). I think I have 14 done now, if I'm counting right.







First Cut Newsletter Archive

1988-1998 | 1999-2009 | 2010-2019 | 2020

Authors and Artists | Topics | Book Reviews (by title)

1988 – 1998



From Jeri Fogel

Remember! You can view and download all past issues of First Cut on the GAP website a:

<https://papercutters.org/first-cut-newsletter-archive/> !

Access this page by logging in to the site, then looking in the side column for Members Corner, and clicking on First Cut Newsletter Archive.


Papercutting Crossword Puzzle By Dave Jenkins

Across

1. Rope fiber.
5. B ____ boy.
9. Toward and within
13. Martian prefix.
14. Get out!
16. Close to.
17. Kids' network.
18. City on the Nile.
19. Truth alternative.
20. *Traditional German scissor cutting.
23. Triumph.
24. Travel org.
25. Agrees to.
29. Baby fox.
30. UN labor org.
33. *Traditional wycinanki cutting tool.
35. Vicious.
36. Pirate captain.
37. "____ the ramparts we watched..."
38. Sensible.
39. Compass direction.
40. *Papercutting style often associated with the Day of the Dead.
44. Classic sub film, "____ Boot".
45. Railways in some cities.
46. Pop container.
47. "The Altar" constellation.
48. A wee dram of liquor.
49. *19th century French artist who cut silhouettes of Henry Clay, Daniel Webster, et al.
57. *Blade brand, X-_____.
58. *Japanese papercutting.
59. Shakespearean king.
60. At what time?
61. Rags-to-riches author.
62. Best picture of 2012.
63. *E-commerce site for crafts, including papercuttings.
64. Comic strip wife and mom.
65. Promising.

Down

1. *First name of great Danish papercutter/storyteller.
2. *Paper-cutting author/illustrator Carle.
3. Combat robot.



4. Large perennial with poisonous purple berries.
5. Advancements.
6. CT or PET.
7. Spring flower.
8. DEA agent.
9. *Country where sanjhi cuttings are done.
10. Tidy.
11. Knave's pilfered pastry.
12. Bauxite or cinnabar.
15. Angora goat fabric.
21. Supercharger company.
22. DC baseball team.
25. Inquired.
26. *Country where papercutting originated.
27. Formally surrenders.
28. Markets.

29. Marx and Malone, et al.
30. Jewish patriarch.
31. Ms. Ronstadt.
32. Movie theater.
34. Shoe width.
38. Relating to the shoulders.
40. Nazca Lines country.
41. State of Denali.
42. Considers.
43. Syncretic starter.
47. Ecstasy partner.
49. Eight in Essen.
50. Great Basin peoples.
51. Cash tray.
52. Therefore.
53. Farm chorus: "____O".
54. Dynamic opener.
55. Maple Leaf and Tiger, et al.
56. Priam's town.
57. Often teamed with shock.

GAP Remembers: Sue Allardice Neff

October 25, 1938 - December 9, 2020



Age 82, of Sewickley, PA, passed away December 9, 2020. Born October 25, 1938, in Philadelphia, PA. Mrs. Neff was the daughter of the late William D. Allardice, Sr. and Edna Schweikart Allardice. She was preceded in death by her sister, Anne Allardice McCourt; and her brother, William D. Allardice, Jr. Mrs. Neff is survived by her husband of 49 years, S.A. Neff, Jr.; a niece, Debra McCourt Lefferts and her husband, Allen Lefferts; a nephew, Douglas McCourt and his wife, Darcy Jensen McCourt, and their two children, Erin and Evan. Mrs. Neff was an art teacher, retired from South Side Elementary School, Hookstown, PA. Upon retirement, Mrs. Neff became education director of the Japan America Society of PA. She wanted to be a teacher from an early age (since both her mother and sister were teachers). Mrs. Neff was a lifelong learner and continued teaching (origami, nature printing, etc.). She was a member of: The Fiber Arts Guild, The Nature Print Society, Origami USA. She founded the Origami Club of Pittsburgh in 1988 and continued her research into the Kindergarten educator Froebel, who cited paper-folding as one of his "Learning Gifts". Her love of origami motivated her to sponsor a visiting teacher from Japan (Sumiko Sasaki) who worked at South Side Elementary School for 6 months. Origami was also the reason she was active with several groups in Pittsburgh: the Sister-City "Saitama City Japan" Committee; the Japanese Print Club. She was fortunate to visit Japan two times and treasured those memories. She had a large collection of origami books in many languages and a large library about Japan. A memorial service will be held at a future time at Calvary Episcopal Church, Shadyside. In lieu of flowers, please make memorial contributions to: The Parkinson's Foundation of WPA, 575 Lincoln Ave., Pittsburgh, PA, 15212, or Friends of Music at Calvary Episcopal Church, 315 Shady Ave., Pittsburgh, PA 15206. The family is being assisted by COPELAND'S FUNERAL HOME, 867 Fifth Avenue, Coraopolis, PA, 15108.

From Dr. Susanne Cook-Greuter

As you may know I have been a very long time member of GAP. I once led a group of GAP folks on a tour of Swiss Papercutters in Switzerland, a very memorable occasion.

Here is one of the angels I thought others might like to see.

I mostly cut nature scenes and I try to be as life-like as possible. It comes from being homesick for my Swiss experience with nature and its creatures and my love for people. (Images below)



Bear Family Fishing # c2/p2