



Communication From Members Of The Guild Of American Papercutters

Design by Paul Beal

November 2020

Check In With Mindy

As it is November, it is the month of Thanksgiving which originated with the Pilgrim's celebrating their harvest for which they felt grateful. I like this interpretation of Thanksgiving because even in dark days, even when we cannot see it or feel it, there is often at least one thing for which to be grateful. Sometimes our nature is to err on the side of the negative. With COVID and other world events, it is not too hard to feel that way but science, religion, psychology and the human condition teaches us that practicing gratitude helps us to exercise that muscle which helps us to feel more positive- more grateful even for the little things.

A few weeks ago I had the privilege of taking Kim Phillip's papercutting class. Check out the picture of our cuts. Mine is still a work in progress!! I had been wanting to learn this method and it was quite fun taking a class with other papercutters around the country. I also appreciated that we focused on the word "love" because it seems so tied to gratitude.

At the end of October, we held our quarterly board meeting. (We missed having Bianca Levan & Dave Reichard with us!) It is such a pleasure to work with a very engaged board. Among the topics we discussed include engaging in a strategic plan for GAP. We are still researching who would do this and how we would pay for this. I am extremely excited about working with our board and GAP members in general to imagine how we want to grow GAP, provide virtual access to our museum collection and make our Guild the best that it can be. Do stay tuned.

As I sign off for the month, I do so with much gratitude to our board and non-board volunteers who keep our Guild exciting and as a special place for those of us who love paper! As always, do be in touch for anything and if you want to volunteer, let me know that too. I can be reached at president@papercutters.org

Happy Thanksgiving

We had a packed agenda and here are some other highlights of the meeting:

- Membership is steady and look out for your membership gift of bookplates by the end of the month. Please renew your membership if you have not done so already.
- It is likely that our conference will be virtual in 2021 due to the unknown COVID situation.
- You can now purchase items through our GAP website and we are beginning to phase in members products for sale.
- Crafty hours are successful and continue.
- Monthly classes continue and provide an important source of revenue for GAP. We are always looking for teachers so if you want to teach, contact me: president@papercutters.org.
- First Cut continues to go out on a monthly basis, and would benefit from member articles. Also, Rosa is looking for someone to proofread First Cut before it goes out. Contact her if this important job interests you rosaleff@gmail.com.
- Our budget is in the black, mainly due to the classes.
- The exhibition committee is working on plans for the next GAP exhibit. Details will be forthcoming.
- With sadness, we said goodbye to our board member Liz Goss whose board term expired. We wish her well in all of her endeavors and grateful for all her contributions to GAP.



From Lucrezia Bieler:

Two of my scissors cuttings will be part of "Paperworks VII"

Foundry Art Centre's **Paperworks VII**

Holiday Reception, on December 4, 2020 from 5:30 – 7:00 pm

Paperworks VII website at

<http://www.foundryartcentre.org/paperworks-vii>

(Pictured Above: "Polarstar Out Of Balance")

From Rosa Leff:

"Baltimore artist Rosa Leff has what are called, in the world of culinary competition, knife skills. Rather than chop foodstuffs, though, Leff carves detailed vignettes from single pieces of paper." (Mark Jenkins, The Washington Post). Please check out Mark's review of my recent solo exhibition, "Expectation/Reality" here:

www.washingtonpost.com/entertainment/museums/art-gallery-shows-dc/2020/11/05/b43111ce-1c77-11eb-90dd-abd0f7086a91_story.html (Pictured: American Girl, 8x10")



From Palunisa Volha:

I opened a flash mob on Facebook #1000анёлаўБЧБ (1000 angels white-red-white). This is support for human rights protesters in Belarus. Violence on the part of the current government must stop! Political prisoners must be released!

I'm carving red angels on a white background. Or I cut out white angels on a red background. White color is a symbol of the desire for light. Red is a symbol of life. Belarus strive for a brighter life! A life without violence and oppression. To freedom!

<https://www.facebook.com/media/set?set=a.3345908425477558&type=3>

join the flash mob!



Ornament Class: 4 Images in folder

Here is info for the next two classes after Jeri does hers again. Pics coming in next email. It would be great to get a blast out, add this to the website with registration form and include it in First Cut. Thanks so much and thanks to Cindy for offering two classes for the price of one.

3D Ornament Class:

Cindy Stinson Chennell will be teaching this class on Nov. 22 & Dec 6. Two classes for the price of one! Take both or take one. They stand alone.

On Nov. 22 learn how to make birdhouse and snowman ornaments that can hang or be self standing. The first 15 people to sign up by November 13 will get a snowman kit and instructions in USPS mail. A template for both will also be sent via email to everyone so if you do not get a kit, you can still prep for the class ahead of time. Cindy is on the west coast, so sign up early to get your kit in time.

On Dec. 6 learn how to make woven heart basket and paper orb ornaments.

Price for one or two classes \$30. Members \$35. Non members. (Snowman kit included in price of the class for the first 15 people to register)

From Sally Blakemore:

I am making ANGEL WING PRAYER FLAGS for a gallery. Using Tyvek you can puncture the surfaces with Xacto blades and glue them to each other. They are sweet for these times. And you can paint on the Tyvek with inks and watercolor.

We just did a show here with AXLE CONTEMPORARY Mobile Truck. The topic was Feminism in the Era of Trump. My book on Female Genital Mutilation was included in the show from my Kenyan trip to meet the activists in 2005. Many of the images, that we could not show inside the truck, were made into banners and plastered over the truck. The truck has won major sponsorship from NEA and serious backers. The first day it was parked on Canyon Road, the truck was attacked and the windows smashed out with big rocks. WE WERE PROUD to be a part of this show. Lucy Lippard was the curator!

So art is powerful. It triggers a response even if it is a boulder through the windshield! CARRY ON and stay safe.






Remembering Keith Bonnstetter:

Beloved teacher and renowned snowflake papercutter, Keith Bonnstetter, passed away suddenly at the age of 52 on September 20, 2020, while on his morning run. Bonnstetter taught Spanish at Bettendorf High School in Iowa for nearly two decades, and was loved for his kind ways and his creative teaching style.

Bonnstetter began cutting snowflakes in 1999, as a way to raise funds to pay for his daughter's medical bills. His intricate designs worked in familiar images to express themes and personal touches within each snowflake he created. He began to be known locally as the "snowflake man," and was celebrated for his distinctive cuts. He would decorate a local church with his snowflakes at Christmastime, and would make personalized snowflakes as gifts for retiring teachers at his school.



Keith got some added publicity when he went on Martha Stewart's show in 2010 to show off his skills. In 2017, he published his first book, "A Snowflake for Every Season," which provided 13 snowflake patterns. The following year, he published a second book, "Another Snowflake for Every Season."

Bonnstetter taught sold-out workshops at the nearby German American Heritage Center in Davenport, IA. He would share his knowledge of various papercutting traditions, and was known for helping students of all ages create papercuttings that made them proud.

He was loved for his sweet personality, his sense of humor, and his dedication to his family, his Christian faith, and his students. He is sorely missed by all who had the pleasure of knowing him and his beautiful snowflakes.

-Megg Sørensen




(Pictured, Left from top to bottom: Keith Bonnstetter, A 2-layer snowflake by Keith Bonnstetter, 2016, 20-layer snowflake by Keith Bonnstetter, 2016, "Nuestra Señora de Guadalupe, Ruega por Nosotros")

Did You Know...

You can visit The Dutch Paper Cutting Association website using Google Translate?

<https://translate.google.com/translate?hl=en&sl=nl&u=https://papierknippen.nl/&prev=search&pto=aue>



From Béatrice Coron:

atelier/studio: 392 Central Park West #3T
New York, NY10025
Tel 718-7375571
www.beatricecoron.com
bc@beatricecoron.com

Group Exhibitions:

Pocosin Arts 25th Anniversary Instructor Exhibit Online
August 28-December 31, 2020
Imperial Center, Rocky Mountain, NC
<https://imperialcentre.org/arts-center/exhibits/>

In Profile: A Look at Silhouettes- September 11, 2020 -
April 15, 2021 with timed-entry tickets:
<https://www.nyhistory.org/exhibitions/profile-look-silhouettes>
artist book in an edition of 100 available online see details at:
<https://beatricecoron.com/hifive.html>

MoCA L.I.ghts , Art on the Marquee, open-air exhibition
October 9- December 31,2020 Daily 8:20pm to midnight
Patchogue theater marquee, Patchogue, NY
<https://patchoguearts.org/moca-l-i-ghts/>

Works created during the "Lockdown"
November 7- December 3, 2020
Williamsburg Art & Historical Center, Brooklyn
<https://wahcenter.net/>

Regards Croisés: Pauline Béтин - Béatrice Coron
16 janvier- 14 février 2011
Manoir des Renaudieres, Carquefou, Loire-Atlantique,
France
<https://www.carquefou.fr/categorie-agenda/les-renaudieres>

Online workshops

Mendocino Art Center
Basic papercutting
November 11 and 13, 10 am- 1 pm Pacific time
<http://www.mendocinoartcenter.org/Fall20/Coron2.html>

San Francisco Center for Book Art
Paper theater: Papercutting on Stage!
Saturday, November 21, 10 am-12 pm Pacific time

The Center for Book Arts Online
Papercutting Basics

Tuesday, November 24, 10am-12pm
<https://centerforbookarts.org/online-learning/>

The Center for Book Arts Online
Papercutting on Stage
Tuesday, December 8, 10am-12pm
<https://centerforbookarts.org/eventbrite-event/papercutting-on-stage-kamishibai-and-paper-theaters-online-workshop-2/>

92Y
Papercuts Explorations
December 2 and 9, 10am-1pm
<https://www.92y.org>

The Center for Book Arts Online
Wearable Paper Cuts
Thursday, December 10, 10am-12pm
<https://centerforbookarts.org/eventbrite-event/wearable-paper-cuts-online-workshop-with-beatrice-coron-2/>

Online Exhibitions, Talks, and Events:

Speaking about visual literacy at TEDex Charlottesville:
<https://www.youtube.com/watch?v=9PNjBUm-vQQ>

Cut Stories To Read
Peters Valley online at:
https://www.youtube.com/watch?v=7Vt_63r7BR0
<https://www.petersvalley.org>

Excentric City, editions des Grandes Personnes is selected
by DIALLS (Dialogue & Argumentation for Cultural Literacy
Learning in Schools)
<https://dialls2020.eu/library/excentric-city/>
available in french bookstores and in the US at Albertine
<https://shop.albertine.com/livre/9782361932121-excentric-city-beatrice-coron>

Recently Installed Public Art:

"A Taste of Sustainability"
McCormick Headquarters, Hunt Valley, MD
<http://www.beatricecoron.com/taste.html>

"Sound Bites"
116th St subway station, Cleveland, OH
www.beatricecoron.com/soundbite.html

Welcome back to The Guild Béatrice!

From Isaac Brynjegard-Bialik:

My wife and I are leading some virtual "Make Your Own Golem" workshops around the country for various organizations – a virtual twist on our usual in-person Paper Midrash workshops and residencies. Information at www.PaperMidrash.com.

I'll be speaking on a panel for the Pittsburgh Jewish Film Festival on "Art and Activism" on Sunday, November 15 at 4 pm ET; details: <https://pjff.org/event/art-activism/>

I'll be teaching a session on "Graphic Jews" for the ish Festival on Wednesday, December 2 at 12 pm ET; details: <http://www.ishfestival.org/graphicjews.html>



"MAKE YOUR OWN GOLEM"
PAPER MIDRASH WORKSHOP



From Kathy Trexel Reed:

"Near and Far", my cut-paper design was applied today as wrap-around mural on utility box, West Main Street, Somerset, PA, home of GAP and Laurel Arts. The original 1" = 5" on utility box.

Congratulations Kathy!



From Connie Minnich:

Hi! My name is Connie Minnich and I'm new to the pages of First Cut, but not new to GAP or scissor cutting. I've been cutting things out since Betsy McCall was a doll on the back cover of McCall's Magazine - that was after the dinosaurs went extinct. I also love all things antique-y and vintage-y, old-fashioned and yesteryear. I taught elementary school in the late 60's and cut lots of stuff for my bulletin boards. When I had my first child in '69, I was able to stay home and be a mom. Silhouettes caught my attention back in the 70's when I started collecting Country Living Magazine. When my youngest was finishing high school and heading off to college, I decided to 'look for work'. I found an ad for an Admissions Secretary at nearby Valley Forge Military Academy & College. The day I interviewed they said that someone had taken that job just the other day but they thought I might be interested in a position in the Financial Aid Office at the College. The 'office' was just the Director but he also was an instructor in the Business Department and he could use someone to handle the growing amount of paperwork and phone calls. So I said sure and that was the beginning of my 20 years in Financial Aid and two more colleges. During WWII my dad was a Marine and my mom was in the Navy. After that my dad worked as a Navy photographer at the Philadelphia Naval Base. All things military were 'normal' in our home - even the way we made the bed! So VF was also kinda' normal for me.


While I was at VFMA&C I had ample opportunity for silhouette cutting. Here are some examples of cuttings from then:

The first one is the chapel at VFMA&C. I walked past it daily on the way to my office. I became good friends with the Chaplain General Alfred Sanelli who was a classmate of J.D. Salinger's back in the 30's.

The second cutting is the one I did almost every year for the Parent's Association Auction. He's representative of the First Captain - the highest ranking student in the Corps of Cadets and most generally a college sophomore.

The third silhouette is a high school student in the E Battery - the motorized unit. In the Sunday parades, and in events off campus, these students ride retired (and maintained) Army motorcycles and those too young for a license, ride in the back of two Army troop trucks from years ago. They all wear this helmet that kinda' look like the 'Bobbies' from England.

Next is another Battery cadet standing at attention at the canon during a Sunday parade - honoring fallen former...



....cadets and those currently serving (e.g. Schwartzkopf, McMaster, etc.)

The 5th cutting is a student in D Troop - the mounted unit. VF keeps a stable and many of the South American students (that were more numerous in the 70's & 80's) were avid horsemen and loved the Troop. Part of the day for the Troopers was of course precision riding practice, grooming and care of the stables. This particular student was one of the Admissions Tour Guides and I cut this for him when he graduated.

The next silhouette is a close-up of the College Second Captain, a college sophomore and USMC reservist, who just happened to be dating my daughter the year he graduated. This was his graduation gift and he then gifted it to his mom for Mother's Day.

My favorite building on campus is Eisenhower Hall, the 7th cutting. This building is on the other end of campus, directly in line of the Chapel and forms the turn-around at the end of the parade field. The students leave Chapel on Sunday and proceed in formation down the brick walk to Eisenhower Hall and wait to join the Band, The Battery and the Troop for that Sunday Parade to impress the parents and friends in attendance. All the formal dinners are held here and it is also rented out for events like weddings.

The last two cuttings are commemorations. The first flag cutting was done for a beloved Commandant when he retired, as a gift from Admissions & Financial Aid. Over the years it was refined and also used as a gift from Admissions to the work-study students and includes a computer printed Alma Mater (before I cut & back it). It was also used to honor other retirees. The colored school crest was 'fussy' cut from a piece of the Commandant's Office official stationary. I was allowed to get a sheet from the office whenever needed.

I thoroughly enjoyed working with the college students knowing that I was instrumental in helping them achieve the education in the college they had chosen.



Paper Angel Exchange

Not very long ago, GAP used to acknowledge donations from members with a special Paper Angels acknowledgement in First Cut. In honor of this lovely tradition...



We are proposing a holiday Paper Angel Exchange! Anyone who would like to participate will be matched randomly with another participating Guild member. You will create small angel- or holiday-themed papercuts for one another-- artworks that are relatively small scale, simple, and able to be mailed in an envelope. You and your Angel Partner will send your artwork directly to each other.

We will feature the Angel Exchange artwork online on our website,* and on our Instagram and Facebook pages, with artist attribution of course, as a holiday celebration and to help us get to know one another a bit better!

If you would like to participate, email Lucrezia (bieler@mac.com) to let her know by December 15. She will match you with a partner by December 20, and both of you will get each other's names and mailing addresses. Create your angel, and send it before December 31 to your Angel Partner, along with a brief note sharing a bit about yourself, your life, and your artwork. Mail it out, and wait for the magic of the postal service to bring your partner's angel and note to you, too! :)

**and don't forget: if you have small artwork (postcards, small papercuts, bookmarks) to sell through our online Shop, we will be delighted to feature it very soon! Stay tuned!)*

Papercutters Without Borders: XIYADIE

From Jeri Fogel

China's is most likely the oldest papercutting tradition in the world. Outside China, there is a tendency to think of this tradition as a unity, even as a monolith: "traditional Chinese papercutting." But this is far from the truth, historically and especially at present. The "folk" art of papercutting practiced and refined for so long has issued in multiple styles and has been used for self-expression in myriad ways through the centuries.

One fascinating modern style has been developed by the artist known as Xiyadie ("Northern Butterfly"). Born in 1963, Xiyadie grew up in Shaanxi Province, which was during the 1980s especially a center for the preservation of Chinese folk arts, including papercutting. This Northwest China province is landlocked and parts of it are very mountainous. Its capital is Xi'an, one of the largest and oldest cities in China, and the destination recently of quite a few of our Guild papercutters (see especially Rosa Leff's article on her trip experiences).

Xiyadie was educated at the Special Arts and Crafts School in Heyang County, and worked in the crafts department of the Xi'an Film Studio. In some ways, he was a typical Chinese farmer—he describes himself as one still, and prizes simplicity above all in his designs. As a papercutter, he was self-taught in the time-honored folk traditions of his region. Today, he is a gay married father of two, living in Beijing, and a member of the China Society for the Study of Folk Literature and Art, as well as the Shaanxi Society for the Study of Folk Literature and Art.

But from the start, there was something very different about Xiyadie's work. He had an eye for reality, and did not look away from his own feelings and environment; he cut what he saw and felt. Hongwei Bao, in his book *Queer China* (Routledge, NY 2020), describes Xiyadie as "an atypical gay man and artist," describing his journey from ordinary Chinese farmer and folk artist to queer internationally known artist who put down new roots in the urban culture in Beijing, while maintaining his profound love for the land and Shaanxi province.

He gradually moved beyond traditional themes in papercutting to depict scenes of queer eroticism: the curator of his exhibition at the NOME Gallery in Berlin in 2018 puts it this way: "In Xiyadie's contemporary works, human beings are fused with nature and gay virility combines with the fertility of gardens and animal life." (<http://moussemagazine.it/xiyadie-cut-sleeve-split-peach-nome-gallery-berlin-2018/>) After moving to Beijing in the 1990s, he found and entered a flourishing and supportive gay subculture in the city, and his art reflected this transformation in his life. He adopted the artist name "Xiyadie" as a nod both to his transformation and his roots in northwestern China.

His materials are varied: Banner papers, traditional Chinese rice papers, craft papers, newspapers, copy papers, cloth and silk. "Everything that splits under a pair of scissor blades, I try to cut," he said in his interview with...





...Harrity. The scale of his works is equally varied—some quite small, and some larger than life.

Xiyadie is celebrated as “China’s Tom of Finland,” and is one of the best known queer artists living in China today. Xiyadie’s work was first exhibited in 2004, in a group exhibit of “Shaanxi Folk Art Excellent Works,” but the grand debut of his queer works was at China’s first queer art exhibition, organized by the Beijing LGBT Centre in 2009. His papercutting-style stamp design, *Harmony*, won the first prize in China’s first LGBTQ themed stamp design competition hosted by the Dutch Embassy in Beijing on the 2016 International Day Against Homophobia, Transphobia and Biphobia. In 2017, he participated in *Spectrosynthesis: Asian LGBTQ Issues and Art Now* at Taipei MOCA, and his works have been shown in art galleries in America, Asia, and Europe. (Bao, p. 1) His first trip to the US was for the San Pedro display at Flazh! Alley Art Studio in 2012 (<http://blogs.presstelegram.com/outinthe562/2012/05/06/gay-chinese-artist-xiyadie-celebrates-freedom-with-art-show/>).

In a 2012 interview with Christopher Harrity of the *Advocate*, Xiyadie spoke about the origins of his art:

“I’ve been exposed to an artistic environment since childhood. My grandfather does landscaping and sculpting. My mother is a clever paper cutter and makes Hua-mo (a Chinese folk art form, that makes figures out of buns). The paper cutting that the old bounded-foot women in my village do was so fascinating that I eventually fell in love with it. Paper cutting is my own spiritual world. It is my world. In [that world] there are no worries and sorrows, only peace and free imagination. I never thought about becoming an artist. Some people saw my work and then called me one. I’m only a farmer, belonging to my yellow soil land.”

In response to Harrity’s asking “What makes good artwork to you?”, Xiyadie replies: “When I see the way the work appears to be and feel so delighted that I could dance and kiss it.”

You can find more work by Xiyadie featured on Instagram @nometagallery and #xiyadie

Selected Xiyadie Exhibits:

- (online) *NOME, A Lexicon*, Group show through Nome Gallery in Berlin, Germany, April 30, 2020-July 24, 2020.
- *Metamorphosis of a Butterfly: Xiyadie's Queer Papercutting Art*, Confucius Institute of Scotland, University of Edinburgh, October 2019.
- *Crack Up – Crack Down*, The 33rd Ljubljana Biennial of Graphic Arts, Tivoli Mansion, Ljubljana, Slovenia, 2019
- *Cut Sleeve, Split Peach*, at Nome Gallery in Berlin, 2018.
- *Imagined Borders*, The 12th Gwangju Biennale, Gwangju, South Korea, 2018
- *Spectrosynthesis: Asian LGBTQ Issues and Art Now*, Taipei MOCA, 2017
- *In Search of Miss Ruthless*, Para Site, Hong Kong, 2017
- *Antwerp Queer Arts Festival*, Galerie Verbeeck – Van Dyck, Antwerp, 2015
- *Secret Love*, Topenmuseum, Amsterdam, 2015 / Museum of World Culture, Gothenburg, 2013 / Museum of Far Eastern Antiquities, Stockholm, 2012
- *Metamorphosis of a Butterfly: A Kaleidoscope Vision of Life by a Gay Chinese Artist*, Flazh!Alley Art Studio, San Pedro, US, 2012

Selected Xiyadie Interviews and Reviews (links where available; You can see more artwork by Xiyadie in these places as well):

Xiyadie Escapes Traditional Chinese Society with Paper-Cuts" *Berlin Art Link*, 18 June 2018.

(<https://www.berlinartlink.com/2018/06/28/xiyadie-escapes-traditional-chinese-society-with-paper-cuts/>)
"The gay Chinese farmer and his cutting edge art", *BBC News*, 2017. (<https://www.bbc.com/news/world-asia-41197396>)

"Secret Love: Sexual Diversity in China", *Canan Marasligil Blog*, 2015. (<http://www.cananmarasligil.net/blog/secret-love-sexual-diversity-in-china>)

"Xiyadie", *Varldskultur Museerna*, 2015.

"Gay Life Portrayed in Traditional Chinese Paper-cuts", *Hyperallergic*, 2012.

(<https://hyperallergic.com/51813/xiyadie-the-metamorphosis-of-a-butterfly/>)

"Artist Spotlight: Xiyadie", by Christopher Harrity, *Advocate*, 2012. (<https://www.advocate.com/arts-entertainment/artist-spotlight/2012/04/21/artist-spotlight-xiyadie>)

"Cultural Exchange: Xiyadie depicts homosexual love in Chinese paper-cuts", *LA Times*, 2012. (<https://www.latimes.com/entertainment/la-xpm-2012-may-13-la-ca-culture-china-20120513-story.html>)
Artist profile, *et alors?*, 2012.



Atlantic Gallery 2021 Juried Exhibition

<http://atlanticgallery.org/drawn-to-paper/>

Submission Deadline: December 8th, 2020

Exhibition: January 5-23, 2021

Opening Reception: January 7, 2021; 6pm-7pm

A Juried Group Show with Grand Prize:


A One Week Solo Show at Atlantic Gallery in NYC's Chelsea Art District

From Rosa Leff:

<https://www.washingtoncountyyarts.com/>

Rosa Leff's "In Pursuit of Happiness" is currently on view at the Washington County Arts Council through Dec. 1, 2020.

In the Galleries social distancing with masks and online virtually beginning Nov. 7, 2020 at the Washington County Arts Council in Hagerstown, MD.



Illustrating A Children's Book

By Kathryn Carr



Illustrating a children's book using images from paper cut art is challenging as well as extremely rewarding. In December 2018, Page Street Kids publishing company approached me with an offer to illustrate Lotte's Magical Paper Puppets, the Woman behind the First Animated Feature Film written by Brooke Hartman.

It is a narrative nonfiction picture book about Charlotte "Lotte" Reiniger; her paper cut silhouette art and films, and her struggles living in Germany in the 1940s. Her work predated Walt Disney in the creation of a full-length animated feature film by almost a decade. She also invented the first multi-plane camera, which uses panes of glass, lighting, and stop-motion camera techniques to create animation. Lotte made her films with the articulated shadow puppets that she drew, cut, and pieced together by hand. You can watch many of her films on YouTube.

The illustration journey started with research into Lotte's life. I gained a great understanding of her through books, movies, the internet, and discussions with others that knew a lot about her. I learned as much as I could about the city where she grew up, her travels, the period in which she lived, and her artistic process.

I then did lots of sketches and planned out my art to accompany the story. Once I had a plan, I started to cut out the puppets and the backgrounds and assemble the scenes like a miniature stage. I took a ton of photos with the art in different arrangements and various lighting angles to achieve the best composition. Once the publishers approved the art, the digital photo files were sent to the printers. I worked on this project on and off for about a year. I made well over 200 paper cut elements; some were used in the book while most others didn't make the cut (pun intended). It was an honor to illustrate this story about a wonderfully creative, brave, and daring artist. *(Continued...)*



I've been a full-time paper cut artist since 2010. Over those years, my art has been in galleries and homes around the world. I have a line of greeting cards, and I teach paper cutting workshops and give lectures. I have illustrated one other book in this paper cutting style, and I hope that there will be more illustrating opportunities in my future.

To see more of my work, please visit my website www.gocarrgo.com

To order a copy of this book, please visit your local bookstore or online through Barnes and Noble.

ISBN-13: 9781624149412

Publisher: [Page Street Publishing](http://PageStreetPublishing.com)

Publication date: 10/20/2020

Age Range: 7 - 10 Years



From Melanie Kehoss:



GIVE THE GIFT OF ART

[Torpedo Factory Artists @ Mosaic](#)
Mosaic District | 105 District Ave |
Fairfax, VA

November 5, 2020 – January 5,
2021

Open Wed – Sun, 11 – 7, masks
and social distancing required.
This airy gallery will be filled with
giftable artwork, including my
Kaleidoscope Series of papercut
pendants.

From Mindy Shapiro:

<https://fleisher.org/take-a-class/class-listings/cut-paper-holiday-and-greeting-cards-two-session-immersive-workshop/>

Cut Paper Holiday and Greeting Cards (two-session immersive workshop)

Papercutting is an ancient art dating back to the creation of paper during the 1st century in China. Since that time, artisans have used paper, scissors and knives to create objects both ornamental and functional. In this workshop, we will be making a variety of cards for both the holiday (Hanukkah, Christmas, Kwanzaa) and everyday. Templates will be provided.

Tuition Assistance is Available

[Tuition assistance applications can be completed once registration is open by clicking here.](#) The deadline to apply is Monday, November 16.

What you will learn:

- Learning how to use an Xacto knife to cut a design
- Using color papers to provide background contrasts
- Negative and positive space and understand what gets cut out & what stays in
- History of papercutting around the world

Shopping on Amazon?



AmazonSmile is a program that donates 0.5% of your eligible purchases on Amazon to a charity of your choice. All you need to do is start your shopping at smile.amazon.com and select "Guild of American Papercutters" as your charity. The donation will be made at no extra cost to you.

From Rosa Leff:


The popular art of PAPER CUTTING is now considered to be a folk-art medium!

**Try Rosa Leff's WEEKEND VIRTUAL WORKSHOP
on December 5 & 6 from 2-5pm!**

Students will work from photographs, using X-Acto knives, to create amazing cityscapes featuring thin powerlines.



PAPERCUT POWERLINES





Congratulations Janelle Washington!

Janelle's silhouettes are featured in the November 2020 issue of Country Living Magazine (pgs 19-21). Get a copy now and get a silhouette in time for Christmas! Visit her on Etsy (<https://www.etsy.com/shop/washingtoncuts>) or her website (<https://www.washingtoncuts.com/>) to see more of her work.