





Cover Art:

© Sister Clarice Steinfeldt

Original - Noah's Ark

CONTENTS

Cover Sister Clarice Steinfeldt.....	1
Pres. Corner, Quote, Homework	2
Meetings - Minutes.....	3
Shows.....	4
Member News	5
Sources	6
Sources	7
Collection 2000, Fall meeting.....	8
Kids Kuts.....	9
Letters	10
Antique Papercutting, Claudia Hopf.....	11
Spring Cuts - Steinfeldt, Sowell	12
Spring Cuts - Oellers	13
Spring - Scudellari, Zimmerer.....	14
Noah's Ark- Patterns, Alison	15
Color Center, Noah's Ark - Harris.....	16
Color Center, Noah's Ark - Harris.....	17
Noah's Ark - Sukey	18
Noah's Ark - Polly Winkler-Mitchell.....	19
Book Review	20
Noah's Ark - Winkler-Mitchell	21
Noah's Ark - Beal, Levy, Jenkins	22
Noah's Ark - Hopf, Shapiro, Memoriam.....	23
Noah's Ark - Kauffman, Kaleta	24
Noah's Ark - Schwartz, Kauffman.....	25
Noah's Ark - Schaich, DuPlessis	26
Noah's Ark - Reed	27
Noah's Ark - Gilpin	28
Noah's Ark - Oppliger.....	29
Profile - Steinfeldt	30
Sister Clarice Steinfeldt.....	31
Cover - Sister Clarice Steinfeldt	32

GAP Officers

President	Sharon Schaich
VP First Cut	Sukey Harris
First Cut Assistant	Candy McDaniel
VP Programs	Nancy Shelly
Prog. Assistant	Faye DuPlessis
Rec. Secretary	Sandra Gilpin
Treasurer	Neil Haring

Board of Directors

Claire Archer	Sharon Schaich
Richard Harris	Karen Schloss
Donna Little	Gerard Schouten
Dorene Rhoads	Paul Trattner
Kerch McConlogue	David Shelly
Development Dues	
Dick Harris	New Member \$31.00
Gerard Schouten	Yearly dues \$25.00
Sharon Schaich	To: GAP, 514 E. Main St. Annville, PA 17003

SPRING MEETING

Sunday May 16 1-4 PM

Home of Lars & Janet Luther
RSVP if coming - 1-600-866-9504

SILHOUETTES

Washing D.C. - Weekend of Nov. 13 or 14
To Be Announced



© Sharon Schaich

PRESIDENT'S CORNER -

When I think of all the pleasures papercutting has brought into my life, I feel I am truly blessed. This spring begins my 25th year of exhibiting my work at shows, and the best memories of those years involve the people who shared them. There were thousands of craft fair patrons (at least 10,000 asked "how long does it take to cut that out" and "how do you pronounce that long word" and "you must have the patience of a saint"). There were hundreds of enthusiastic customers; there were craftspeople who inspired, encouraged, and became close friends. But the relationships that continue to enrich my life are those with papercutters. **PAPERCUTTERS ARE NICE PEOPLE.**

It is a common language that we share - our love of working with our hands, turning a blank piece of paper into a thing of beauty, of surprise, of storytelling. Getting to know GAP members over ten years has been such a pleasure that I must urge you all to make the effort to contact at least one other GAP member this spring.

We are taking the meetings farther from Pennsylvania, our headquarters, to encourage an ongoing communication within a region. New England should be showing its fall colors when we visit members there in late September. Please, come out to the meeting in your state and meet board members and GAP members from neighboring states. And if you are far from another member, pick up the phone, send an e-mail, or write a note to get some dialogue going. Of course, Collection 2000 in Rocky Mountain National Park is the perfect place to meet over forty papercutters on one weekend. What better place in the whole United States to combine business, pleasure, and to learn more about papercutting.

Our sincere thanks to Paul Beal for his leadership and inspiration over the past three years. He will continue to work with Judith Meyers on the Colorado meeting and to share his talents with us in the newsletter. Paul has been faithful to the Guild's mission of education the public through his work on the traveling exhibits. We salute you, Paul.

Sharon Schaich

QUOTE	CORRECTION	HOMEWORK
ANIMALS are such	p9 Letters 2 column paragraph 2 "strip these lines away.	<u>Cut Now & send in for 1999 issues</u>
AGREEABLE	p17 2nd col., 5th line from bottom "a big step"	Sum. - the Horse, Summer Scenes (swim, sail, lazy days).
FRIENDS	p18 Keep the latest issue where you can look at it OFTEN.	Fall - Owl, Halloween, Thanks- giving, Holidays, New Year, Angels
They ask no questions	p24 ELISABETH EMMER - spelling	Wint. - Celebrate 2000 Theme, Valentines, Religious Pictures with short story
They pass no criticisms.	p28 Dover "SNOWFLAKES" book \$4.95.	Spring- "The Secret Garden, Spring Things (flowers, birds, ducks, etc.)
George Elliot		



Signs of Spring - Snowdrops are blooming; buds are swelling and shoots of green are just peeking through the once colorful, brown leaves.

Our son will be married in early May - a time for rejoicing. I'm wondering what flowers will be blooming in the yard then? I look out and all still seems bare and dull. But what will happen between now and that day is a miracle in the making and what's more, it happens every year. We who live where seasons change could almost take it for granted.

In the next six weeks what is now a promise that winter will be gone, will come the transformation that is spring. **YES!** There will be bird song and bleeding hearts, lilacs and lily of the valley, violets, tulips, pansies, dogwood, and forget-me-nots! (What a *beautiful* wedding bouquet!)

If you don't live where you can see this renewal of life celebration, promise yourself to at least once, make/take the time to go where and when winter turns to spring. Be there for 2 or more months to watch the magical metamorphosis. This year, make papercuttings of your spring experience. Look very closely at a bloom, watch carefully a bird. This isn't your thing? Never mind. Break out! Share your spring inspiration with First Cut 2000 the spring "Secret Garden" issue. Listen, Look, Live, Cut!

FIRST CUT DEADLINES	FEATURE EDITORS!	
January 10Winter	Antiques:	Claudia Hopf
March 10Spring	Book Reviews:	Steven Woodbury
May 10Summer	Contemporary:	Regina Scudellari
September 10Fall	Collecting:	Candy McDaniel
	German:	William Oellers
	Mexican:	Beatrice Goodpasture
	Silhouette:	Ruth Grabner
	Kids Kuts:	Lynn Askew
FIRST CUT ARTICLES SEND TO:		
NEWSLETTER • 514 E. Main St., Annville, PA 17003		
FOR QUESTIONS CALL: 717-867-2554		
IN ORDER TO COMPILE A DIRECTORY OF GAP MEMBERS:		
Send your Email to: gap@rmhent.com with your address, Email, phone #, & the type of your cutting.		
WILL YOU SIGN UP TO BE ONE OF THESE FEATURE EDITORS?		
Chinese	Judaic	Swiss
Danish	Dutch	Polish
English	French	German
Mongolian	Silhouette	Sources
Japanese	How To?	

GAP BOARD MEETING

MARCH 13 BOARD MEETING

The Guild of American Papercutters met at the Heritage Center in Lancaster, PA. Following the program the officers and board of directors met. The following slate of officers and directors was approved:

President: Sharon Schaich
VP - Editor, "First Cut": Sukey Harris
VP - Traveling Exhibits: Lynn Askew
VP - Programs: Nancy Shelly
Secretary: Sandra Gilpin
Treasurer: Neil Haring
Membership: Dick Shelly
Historian: David Shelly
Directors: Claire, Archer, Trudy Kauffman, Donna Little, Dorene Rhoads, Karen Shain Schloss, Gerard Schouten, Paul Beal, Kerchner McConlogue, Paul Trattner

Sharon Schaich conducted the meeting. Tentative plans were discussed for the fall meeting in the New England states, September 25-27. Plans are to visit Katrina Benneck and members of the Nutmeg Papercutters, Claudia Hopf, and Carolyn Guest. Travel details for those wishing to car-pool will be addressed later.

Sharon and Sukey visited the Interchurch Center in NYC where our December exhibit will be. They gave a glowing report about the exhibit area. Beatrice Coron has volunteered to take care of the food if we plan a reception. The building is only open Monday thru Friday so a reception will probably be held the first Monday of the exhibit. The possibility of a general meeting at that time was also discussed.

We will place an advertisement in the NYC Gallery Guide. Volunteers are needed for the project.

MEMBERSHIP

Dick reported that we have 394 paid members with 121 members who have not renewed from 1998. There are thirteen contributing members (those who pay \$50 or more). One hundred thirty-eight members have E-mail. Dick moved and Dave seconded that we create a new membership category called Family which confers the regular rights and privileges of GAP membership but provides only one FIRST CUT per family. Membership rate would be \$35. Motion carried.

ANNOUNCEMENTS

Nancy and Dave Shelly volunteered to write an article for First Cut about today's program. Faye DuPlessis has volunteered to help Nancy Shelly with programs. Ruth Grabner will be an associate-editor of the silhouette page. Lynn Askew will be an associate-editor of Kids Kuts.

Bradley Chatfield sent information from Professional Exchange International, Inc., an organization that arranges tours to China for American artists to meet Chinese artist in their media. Mr. Shi Xiaoguang, President of the Chinese Arts and Crafts Association and Mr. Wang Henan, President of the Chinese Paper and Pulp Society have invited us to visit with Chinese professional counterparts. Selected work place environments would be visited. This information will be filed for future consideration.

Meeting adjourned.
Recording Secretary,
Sandra Gilpin

WEBSITES OF MEMBERS

With the phenomenal growth of websites, GAP will soon be publishing, on its enhanced web page, an enlarged section of links to the websites of members.

To be included, email your website address to: gap@rmhent.com.

Please include a mini-description of your work in no more than twelve (12) words to give browsers a hint of your style or specialty. For example: "Pennsylvania Dutch-style original papercuttings. Scenes, animals, children, black and white, framed." Try to include the key elements of your works.

SUGGESTION



©REGINA SCUDELLARI

♦ I finally finished reading the latest FIRST CUT (Good subway ride reading!) and I love the idea of an archive of member art/donated work. It's something I've had on my mind but didn't mention because I know it will take time/money and so on. I also liked the wrap around cover!

I wonder, could I suggest another feature? I'm not sure how to label it; maybe "nontraditional"? Artists like myself who don't

follow any particular style or type and someone I'd love to talk to in this regard is actually mentioned in this past FIRST CUT - p8, Andrea Wisniewski. Every once in a while I've seen her work in the New York Times and wondered if it was cut paper or Linoleum that she was working in.

Now, maybe that title would offend some people or maybe there are people who do follow traditions but have put their own twist on it. For me, Akiko Sagabe falls into this description or Aric Obrose is another artist - from Mary Tings show. Maybe she'd be interested in writing about that "trend" or some other?. Anyway, it's an idea I've had and would be interested in looking into if you think GAP would be interested as well.

Thanks for mentioning my work in Somerset Studio magazine.

Regina Scudellari



REJOICE AND CELEBRATE! - INTERCHURCH SHOW DECEMBER 1999

After seeing the exhibit space at the Interchurch Center, Riverside Drive., New York City, we are even more excited about GAP's December 1999 gallery exhibit. The marble lobby is spacious, extremely well-lit, heavily traveled, and will be a perfect venue for your newest creative efforts. Please refer to page 6 in the winter newsletter for specific information.

We are contemplating an opening reception and are seeking the help of members who live in the vicinity to co-ordinate the event. Please call Beatrice Coron (1-212-666-6767) if you can help.

The Exhibit Designer at Interchurch Center would like GAP members to demonstrate throughout the day of the reception in a lovely lounge adjacent to the exhibit. Please call Beatrice or Sharon Schaich if you can spend a few hours demonstrating and talking to visitors about GAP. Don't delay. Begin work on your entry now! Slides are due August 15.

GAP TRAVELLING SHOW

Bedford Art Center, Bedford, PA
April 27 - May 28, 1999

Brown County Art Gallery - Nashville, Indiana
July 19 - August 12, 1999

Decatur, Illinois
September, 1999

THE AMERICAN ACADEMY OF EQUINE ART'S CELEBRATION OF THE HORSE MADISON, GA - APRIL 13 - AUGUST 1, 1999 (706) 342-4743

Suzi Zimmerer, a GAP member, has 2 pieces in this juried show. Reception & Exhibition Dates - The exhibition opens on April 13 and closes August 1, 1999. A reception for the artists and invited guests will be held on Friday, April 23, 1999. Most of the works in this show are oils, watercolors, and bronzes.



Rick James Marzullo "Solvang Papirklip" will be featured at the following events:

Papercutting History: A Link To All Cultures

Friday, April 9, 1999 • 1:30 p.m.

Lecture & Unveiling of Commissioned "Old Main" Papercutting
STUDENTERFEST '99, April 8-9-10-11
Grand View College, Des Moines, IA
Grand View College Advancement Office, 1-800-444-6083, ext. 2957

California Lutheran University's 26th Annual Scandinavian Festival

Family Fun & Nordic Culture, Lectures, Food, Live Entertainment,
Marketplace, Children's Activities, Viking Encampment and more!
Sat. April 17, 10-6 & Sun. April 18, 12-5
CLU Campus/Kingsmen Park, Thousand Oaks, CA
60 W. Olsen Road. For more information, call (805) 493-3151

RICK JAMES MARZULLO/SOLVANG PAPIRKLI
P.O. BOX 612 • SOLVANG, CA 93464 • (805) 688-36

NANCY COOK


PAPER SCULPTURE ARTIST SHOW APRIL 3-25, 1999

Presented by the Art Association of Jacksonville, Jacksonville, Illinois.

Gallery Hours: Tuesday - Saturday 4-6 p.m. and Sunday 1-3 p.m.

331 West College Avenue, P.O. Box 1213

Jacksonville, Illinois 62651-1213



© NANCY COOK

KENESETH ISRAEL HOSTS KETUBAH EXHIBIT MARCH 26-JUNE 24

"Behold the Ketubah: The Art of the Jewish Marriage Contract," an exhibit of custom designed, hand-calligraphed, creatively decorated marriage contracts, both contemporary and antique will be on display at the Temple Judea Museum of Reform Congregation Keneseth Israel, York Road and Township Line, Elkins Park, PA, from March 26 to June 24.

Curated by Karen Shain Schloss, co-chair of the Museum Committee and local Ketubah-maker and framer, the opening reception for the exhibit will be on Sunday, March 28 from 3 to 5 p.m. Noted Ketubah-maker and artist Betsy Platin Teutsch will give a gallery talk on "The Art of the Ketubah." Many of the exhibiting artists will also be present and available to talk about Ketubah design and execution.

Some 20 new Ketubot which address the realities of life for men and women today and reflect their mutual commitment and responsibility will be on display in the Museum. The Museum's impressive collection of ancient Ketubot will be exhibited in the lobby cases.

Museum hours are Monday, Tuesday and Wednesday 1 to 4 p.m. and before and after Friday night Sabbath services. Group tours can be arranged by appointment. Admission is free. The Museum is wheelchair accessible. There is ample free parking. For further information call the Museum at 215-887-2027 or 215-887-8700.

DORIS SIKORSKY SHOW

The work of Doris Sikorsky will be on exhibit for the month of May of the fourth floor of the Atrium Building of the Rush Presbyterian St. Luke's Medical Center in Chicago. Rush Hospital recently purchased a major work, "Kodra Weselna" which will be permanently installed in the Department of Healthy Aging. She will be guest artist in the Kraft Education Center of the Art Institute of Chicago during the month of August in conjunction with the Exhibition "Land of the Winged Horsemen: Art in Poland 1572-1764."



CONTRIBUTING MEMBERS

GAP heartily thanks all who contribute extra money above the current membership amount. These extra dollars help to fund our color issues of First Cut and other publishing efforts.

Sandra Gilpin	Karen Shain Schloss
Richard & Mary Lou Harris	Mary Schwartz
Waler Jurkiewicz	Reg Sear
Margaret Keaney	Nancy Rosin
Anne Leslie	Patricia Huffman
Ingrid Schenck	Doni Tunheim

SUZI ZIMMERER SHOWS

APRIL 22-JULY 1, 1999

FIVE FEMALE SPORTING ARTISTS

at the Cross Gate Gallery in Lexington, KY.
Phone: 606-233-3856 or Fax: 606-203-3527.
Email: Crossgate@ix.netcom.com. Website:
<http://www.crossgategallery.com>.

APRIL 13-AUGUST 1, 1999

CELEBRATION OF THE HORSE

Celebration of the Horse at the
American Academy of Equine Arts in Madison, Georgia.
Ph 706-342-4743.

SARATOGA, NY SHOW COMING UP!

DORIS SIKORSKY - The Illinois Arts Council has awarded a Fellowship in Ethnic and Folk Arts in Wycinanki (pronounced vi-chee-non-key), Polish Paper Cutting to Doris Sikorsky for the year 1999 with a grant of \$5000.00. Along with her apprentice Megan Sorenson, with whom she received a 1998 Illinois Arts Council Master/Apprentice Grant, Doris will be appearing at the Illinois State Museum in Springfield, Illinois, on May 15 & 16th under the Illinois Artisan Program in which she is a long time juried member. Her work can be seen on a permanent basis at the Illinois Artisan Shop, James R. Thompson Center, 100 West Randolph Street, 2nd floor, Chicago, Illinois (312) 814-5321.

For further information contact: Doris Sikorsky, 5057 North Natchez Avenue, Chicago, Illinois 60656 - (773) 631-3811

NUTMEG PAPER CUTTERS - On March 7th, the Nutmeg Papercutters had a meeting in the lovely home of Linda Jensen. Thank you, Linda. Pricilla Keller, Margaret Haberman, Wanda Dick, Bill Oellers, Linda Jensen, and Katrina Benneck attended the meeting. Bill Oellers shared with us, two new beautiful paper cuts. Just to see these creations was worth the trip! Margaret had a book full of very pretty egg cuttings, which she cuts freehand. Linda's son's cutting was also impressive. As always, we had a really inspiring time.

Our next meeting will be at Margaret Haberman's house on April 11th. We lost one friend, Anna Maria von Gerst, who died this winter of a heart attack while on a trip to Germany. We will miss her. If you want to know more about our group, or would like to join with other Scherenschnitt friends in pursuing our hobby, call Katrina Benneck at (860) 633-5351. Katrina Benneck, Nutmeg Papercutters

STUART COPANS:

EXHIBIT IN AMHERST

Stuart Copans exhibited in Amherst, MA on Tuesday, February 9. Copans has been papercutting for the past 20 years. His fascination with the rhythmic cutting process began when he observed his young son nightly producing piles of cuttings, some random fragments and some elaborate patterns.

Copans now works to retain some of his son's freedom in cutting, while at the same time experimenting with different orders of symmetry and asymmetry.

BOOKPLATE COLLECTORS

I have joined the society of Bookplate collectors & designers and am making papercut bookplates. Using papercuts & pen and ink. - Stuart Copans



©STUART COPANS



©STUART COPANS



TYPE FOUNDRY - COMPUTER FONTS - ANIMALS AND INSECTS

All fonts are available for both Macintosh & Windows. Each format is sold separately. Specify format when ordering.
p22 type foundry ~ PO Box 770 ~ Buffalo, NY 14213-0770 USA ~ 1-800-P22-5080 ~ <http://www.p22.com>. P.s.h. \$3.00 for 1st item, \$1.00 each additional item. Fax 716-885-4482.

Dinosaur (p.6)\$23.95
Insectile (p.7)\$23.95
Childs Play (p.22)\$23.95
Prehistoric Pals (p.33)\$19.95

CHILD'S PLAY

Return to a simpler age with P22's Child's Play font, a hand-drawn alphabet by an honest-to-goodness five-year-old. And since you've been very good, P22 also gives you Animals and Blocks to play with. P22 makes creative design as easy as...well, you know the rest.



ABCDEF GHIJ KLMNOPQRST
UVWXYZ abcdefghijklmnopq
rstuvwxyz1234567890@&?

While little Jimmy was
visiting his Uncle's farm
he saw a  sitting on
a  a  playing
with a  and a 
being chased by a 



DINOSAUR

This font set reproduces dinosaur imagery from the collection of the American Museum of Natural History and includes a booklet with information on each of the characters. This set also includes a "puzzle" font in which letters must be pieced together much as a paleontologist might patch together fragments of bone to reconstruct a dinosaur.



ABCDEF GHIJ KLMNOPQRS
TUVWXYZ1234567890@&?

An unscanned version is included for all those who don't feel like playing Palaeontologist.



NOAH'S ARK STICKERS

3 sets to a card, acid free, metallic mylar ark, 6 pairs, 3 single animals, dove, black cloud and lightning, rainbow, and wave.

At craft and stationary departments or write:
Sandy Lion Stickers, P.O.
Box 1570, Buffalo, NY
14240-1570

INSECTILE

Programmers often try to knock the "bugs" out of their computers, but P22 allows you to install them and use them to your advantage. Insectile is a set with 38 accurate insect illustrations and a font (Insectile) made up of actual scanned and rearranged insect parts. Included with this set is an informative fold out chart.



ABCDEFGHIJKLMN O P Q R S T U
V W X Y Z a b c d e f g h i j k l m n o p q r s t
u v w x y z 1 2 3 4 5 6 7 8 9 0

Intestation awaits!



PREHISTORIC PALS

A scientifically indefensible font, this whimsical collection falls somewhere between Child's Play and Dinosaur on the P22 evolutionary scale.



ABCDEFGHIJKLMN O P Q R S T U
V W X Y Z a b c d e f g h i j k l m n o p q r s t u
v w x y z 1 2 3 4 5 6 7 8 9 0 @ & ? ã ç é ñ ö ü

DOVER

ELECTRONIC CLIP ART SERIES

CD-ROM and Book Sets for Mac® and Windows®

Each Dover Electronic Clip Art set features a CD-ROM containing the highest quality black-and-white or grayscale graphics, plus a large-format 64-page book with every image on the CD-ROM printed clearly on one side of the page only for easy reference and direct cut-and-paste use.

FREE Dover Clip Art Catalog (58363-5) listing complete electronic and standard clip art—available upon request.

TO ORDER: List author, title, and code number. Add \$5.00 for postage and handling (any number of books). NY residents add sales tax. Unconditional guarantee. Send to:

DOVER PUBLICATIONS, Dept. JILL99, 31 E. 2nd St., Mineola, NY 11501



ANIMAL ILLUSTRATIONS CD-ROM
AND BOOK, Dover. 9946-7 \$9.95



SHADOW PUPPETS

Referred by Randel McGee, Puppeteer

P.S.W. Regional Director

"There are many Shadow Puppeteers that may be interested in GAP. Perhaps you can use this (pamphlet information) to network."

GAP members interested in Shadow Puppets will benefit from information exchanged through PUPPETEERS OF AMERICA. Write phone, fax, email, Membership Office. 5 Cricklewood Path, Pasadena, CA 91107-1002 Phone/fax! 626-797-5748 ~ Email: gaylesch@aol.com ~ Website: [Http://www.puppeteers.org](http://www.puppeteers.org).

Share enchantment of puppetry through the puppetry journal, Puppeteers of America membership directory, PLAYBOARD ~ newsletter six times per year, national puppetry festivals, puppet theatre, exhibits, exchange, regional festivals puppetry store, audio visual library, consultants job referral and puppet makers referral, scholarships, grants, insurance, festival performance. Founded in 1937, Puppeteers of America, is a national organization which provides information, encourages performances, and builds a community of people who love puppet theatre.

WWW.EBAY.COM

Buy, sell, collect online auction. 80,000 new items daily. View folk art antiques, jewelry etc. for inspiration.

COLOR POSTCARD MARKET YOUR WORK

Full color cards ~ 1000 cards \$298 \$.30 each

<http://www.clarkcards.com> ~ full color reference and Catalog Sheets - Call for Prices. P.O. Box 1155 ~ Willmar, MN 56201 ~ Fax: 320-231-1472 ~ Email: clarkcards@usa.net.

STURBRIDGE YANKEE WORKSHOP

1-800-343-1144 ~ Fax: 1-207-774-2561 ~ www.sturbridgeyankee.com

Ed. note: Just thought you all would enjoy seeing the commercial side & pricing of paper arts.

American Eagle Print




E. Intricately laser-cut in parchment paper. Heirloom quality. Double matted. Under glass. 23"Wx19"H. 31573 - \$34.91

Scissor-Cut Marriage Plaque



F. The art of handcutting dates back many centuries and an excellent example can be found in this important celebration of marriage vows. Each plaque is custom-made using handcutting and calligraphy. Under glass. Ready to hang. Allow up to 6 weeks for delivery. USA 9.75"x11.5" 31266 - \$64.99

Shadow Art Silhouettes



C. SHADOW ART SILHOUETTES

Freestanding wooden silhouettes designed on a scroll saw by artist William T. Hofferth. Set in a 1.5" red oak base. USA 6" high. left to right.

Bow back Chair - 65975 - \$14.91

Ladder Back Chair - 65974 - \$14.91

click collect.

Art. Worldwide. With a click. Sell. Buy.

Inform yourself. Dealers have an avenue to new clients. Collectors have a doorway to art worldwide. All of art. All at hand.

artnet.com
access the world of art.

UNITED MANUFACTURER'S SUPPLY

1-800-645-7260 - Fax: 516-496-7968 - Call for your own catalog for all your framing needs.

Innovation in Picture Hanging

by Acorn Art Systems

Miracle Picture Cord

Incorporating Kevlar™, the Space Age fiber stronger than steel. User-friendly, not stiff or twisty, won't kink or corrode or prick your fingers. The handsome black cord is pleasant to handle, easy to attach and extraordinarily strong and secure. It doesn't stretch. Use with Quick Clips only.

No. 4467


Light Duty Picture Cord
For pictures weighing up to 20 lbs. 1200' per spool

No. 4468

Regular Duty Picture Cord
For pictures weighing up to 40 lbs. 1000' per spool.

No. 4469

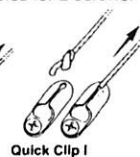
Heavy Duty Picture Cord
For pictures up to 80 lbs. 600' per spool.



4467\$26.85 = 1 spool; 4470\$13.90 = 1 box

Quick Clip Attachment System

You just knot the cord and snap it in place. Much faster and neater than old fashioned wire. Softly rounded, the low-profile clip is black like the cord and very strong. Gives you a neat quality look for your finished work. Quick Clip I has one screw hole-sufficient for most work. But while the clip and cord are exceptionally strong, the wood may be weak, so we offer Quick Clip II with holes for 2 screws.



No. 4470

Quick Clip Jr.
For Light Duty Cord
200 per box with screws.
Perfect for narrow mouldings.

No. 4471

Quick Clip I
100 per box with screws

No. 4472

Quick Clip II
100 per box with screws

GAP Recommends/Requires this superior hanging system. Flat clips much less likely to mar art work when it is packed for show.

COLLECTION 2000



PAUL BEAL DESIGNS LOGO FOR COLLECTION 2000

From now on when you see this elk you should be reminded of Collection 2000. You should think, "Oh, yes! from June 8 to 11 in the year 2000 GAP members are 'collecting' (that is, they are 'getting together') in Estes Park, Colorado." Paul Beal, current GAP President and papercutter/designer par excellence, has designed the logo for this momentous, mountainous event, this meeting of papercutters from across the country (even from across the seas). We thank Paul very much. So far we have 57 people on the mailing list, and of those, 43 have made preliminary

room reservations. We are discussing ideas for programs such as: various ethnic traditions (Mexican, Chinese, Swiss, etc.); large scale banner cutting; panels on marketing, pricing, and exhibiting; silhouettes – cutting and collecting; painting cuts – the Pennsylvania Dutch tradition; and of course, "Show and Tell" sessions with members bringing slides or examples of their work. We are still open for inquiries, information, suggestions, and volunteers. Contact Judith Meyers, 1925 - 28 Avenue #38, Greeley, CO 80631.

MAY MEETING · SUNDAY MAY 16, 1999 · 1-4 PM

**HOME OF LARS AND JANET LUTHER - 1483 SAUCON MEADOW COURT
BETHLEHEM, PA 18016 - (610) 866-9504**

Lars Luther is the son of Margarethe Von Glenn Luther whose fragile papercuttings have been featured in First Cut many times over the past ten years. Mr. and Mrs. Luther have generously agreed to host our Spring Meeting at their home so that we may see their extensive collection of Margarethe's original work. **Please call the Luther's at the above number to let them know you will attend.**

Directions: **1. FROM PHILADELPHIA** take PA Turnpike extension (Rt. 495) north to Quakertown exit. In Quakertown turn left onto Rt. 309 north. Go past Coopersburg toward Center Valley. Turn right at light onto Rt. 378 (toward Bethlehem). Continue north on 378 for 2.8 miles. Turn right onto Colesville Road. This intersection may be hard to identify; there's no light or stop sign. There are small signs

just before Colesville that say "Northampton County" and "Lower Saucon Township" and there is a large 2-story billboard on the far right corner. (If you go too far you go under Rt. 78 and can u-turn in Black River road shopping strip on the left. Go to 3. below.

2. From Bethlehem take Rt. 378 south. (We're about 6 miles south of Rt. 22.) Go over South Mountain down past shopping center on left, Black River Plaza on right, and under Rt. 78. Take next left onto Colesville Road. Go to 3. below.

3. After turning off Rt. 378 onto Colesville, take first left onto Saucon Lane and make first right onto Saucon Meadow Court. We are the last house on left (number 1483) just before the cul-de-sac: brown roof, 3-car-garage doors facing the street.

FALL MEETING: A TOUR OF NEW ENGLAND STUDIOS

In an effort to reach more of our members, the Board voted in January to hold the fall general meeting in New England. Plans are evolving, but so far we will be visiting the Nutmeg Papercutters in Connecticut, Carolyn Guest in Vermont, and Claudia Hopf in Maine.

The complete itinerary will be in the summer newsletter, but dates are Friday, September 24 in Connecticut; Saturday, September 25 in Massachusetts (AM) and Vermont (PM); and Sunday, September 26 in

Maine. Each stop will include show and tell of members' work, GAP news, fellowship, and fun.

All New England members are encouraged to mark your calendars now. The Board of Directors is looking forward to meeting you and exchanging ideas. Fifteen members from PA and NJ have already signed up to join the cutters' caravan heading north!

THANK YOU TO PAST PRESIDENT - PAUL BEAL

GAP applauds our past president, Paul Beal for all his time, talent, and efforts during his term as president. GAP has continued to flourish and grow during his tenure. Also, three cheers for Vice President of Programs, Sharon Schach for organizing a bevy of stimulating educational programs centered around papercutting during her stint as Program Chairman. HATS OFF to these two dedicated, responsible and conscientious members.

We now welcome aboard Sharon Schach as our president. Nancy Shelly, with the assistance of Faye DuPlessis, will be Program Chairman. And many thanks to Candy McDaniel for becoming assistant to the editor to help the First Cut to come out in a more timely fashion. Gap is very fortunate to have such an active, enthusiastic group of officers to continue our progressive march.

Like sunshine, rain, and rainbows; like emerging buds, flowers and leaves; the greening and blooming of spring; renews and revitalizes.

To plant a seed, to watch eagerly until the case swells, to see a speck of green peep through then magically burst into leaf, is to experience a miracle. It is then a privilege to participate, to nurture, to watch and to be part of the growth process.

It is a bit like creating a folded papercutting; designing, cutting then eagerly opening. To see for the first time the effect and wonder of the multiple design is a thrill of excitement!


Every one of us needs to share our enthusiasm with the younger generation; to show and tell; to share the joy of creating and cutting and to have the kids feel the inward elation of opening the folds to see the full prize should be a priority for all GAP members.

We can then know that this beautiful art form will continue to flourish as we pass the baton to continue the process. Using the motto "EACH ONE TEACH ONE." ASK THIS...HMMM, LET'S SEE... WHO CAN I TEACH TODAY??




From the School Arts Magazine, p. 608, June 1929 - Submitted by Suzi Zimmerer. (Not a cutting but could inspire another Noah's ark.)

LYNN ASKEW - During an after-school program, Lynn Askew introduced the M&Ms Club of McKinley School and St. Stephens Lutheran Church in Allentown, PA to papercutting. Ranging from first to fifth grades, the children cut a variety of valentines. The first week they cut single hearts, gluing them to paper for traditional cards. The second week most of the children cut two hearts, gluing them together for three-D valentines.



LYNN ASKEW - On a return visit to Namibia with Interfaith Volunteer Caregivers, Lynn Askew introduced papercutting in three more areas of Namibia. Cutting angels provided a relaxing change of pace for the workshop participants.

A nursery school in Otjivarango, Namibia had a variety of papercuts hanging from the ceiling in the classroom. Since the school staff was on vacation, it was not possible to ask about the origin of the cuts. Several of the patterns resembled those from a German publication of fensterbilders.





❖ I loved your story about meeting Sharon Schaich and about the Hauswirth - Saugy book, Chateaux-d'Oex and Schaefferstown; you



have a marvellous talent for passing on enthusiasm.

I'm excited about Collection 2000 and hope many people can make it. It's nice to know that you will - it's about time we get to remember what some people look like.

Britta Kling

❖ I have 8 exhibitions this year (so far) - cuttings and ceramics. In July I am going to LETLAND to do a course: Papermaking and Papercutting. I am looking forward to it. I have never been there before.



Ella Biltoft, Danish Newsletter Editor

❖ Hope all is well. It was great to see you all in N.Y. (ed. note - went to see YWCA exhibit by Tsirl).

Another suggestion for shipping (that I got from the Smithsonian) is: U.S. Art Shipper, 1-800-872-7826. They are and go all over the country.

Tsirl Waletzky



❖ Hello! Happy, Spring! Happy joyous Easter! I hope all is going merrily and well for you all. I'm sending all the "stuff" for the summer issue/artist's profile ... hope it meets your needs ...

We'll be traveling to attend the opening of the group show in Lexington, Kentucky, in the end of April. It'll be great to meet the gallery folks and see the other women's art. (Though I'm familiar with the watercolorist and oil painter's work - beautiful!) I just found out that two of my pieces are already sold - WOW.

After Lexington, we'll drive up to Cincinnati to visit with my parents for a week, then we return home - and back to cutting!! I'm working on 9 new, simple, horse subjects for Impressions of Saratoga, as my pieces seem to work for the shop owner - (thank goodness!) And a couple of new "Western" pieces for my Bigbee connection - but I'm really excited about creating a piece (NO horses!) For that interchurch show...

Also, I'm thinking of attempting to write an article for submission to First Cut - something having to do with learning from the styles of other artists/how to work with or "into" an inspiration .. with examples ... I'll keep you posted!

Suzi Zimmerer

❖ Thanks for the call! I appreciate all of your efforts on behalf of papercutting. I hope your husband gets some fresh air and exercise now and then. My husband is also chained to his computer. I would like to pursue the website with your organization if possible.

Kathleen Trenchard

❖ Some time ago Ann-Marie Reilly passed to me some material regarding contemporary papercuts from the Guild of American Papercutters.

I am afraid I never acknowledged receiving the newsletter and catalog, and wanted to take this late opportunity to thank you. I have placed both in the Museum's library so that the many researchers, scholars, and students who use our facilities can become acquainted with your organization and the amazing work you are producing.

Stacy C. Hollander, Curator - Museum of American Folk Art, NY, NY

❖ What a great job you are all doing! First Cut just keeps getting better and better. It amazes me how talented the artists are that you feature in First Cut. I look forward to it, and find it a nice surprise when it's in the mailbox.

Sheila Shriner

❖ I wanted to write you to send good wishes and congratulations on your beautiful First Cut issues. To Van Waning just arrived to give me her article: Hongaarse Motieven (beautiful border designs for cut paper - not a translation) for the March-number. She also made the first part in September number 1998. You saw it! And now she brought me number 2. I told her I am writing you and she told me something about you, her visit, your house and the air journey with Richard, the emergency landing! To asked me to send: many greetings for Sukey and Richard.

We are looking forward, to making new things and to study again the papercuts. In the Fall-number 1998 First Cut there is announced "Mexican Papercutting" by Kathleen Trenchard, 14.95 dollars. I bought some Mexican papercuts when I was in New York in 1994 and I bought some when Olga Furginson was in my house. It is interesting to make an article "Mexican Papercutting". Perhaps I can use the book. Is it possible to send me this book and tell me the postage. After then I can pay you. I hope I don't ask you too much?

Enclosed for all your kindness and friendship I send you an original signed book of Elisabeth Emmmer. I had a good contact with this very kindly woman and we called and wrote each other regular. She knew of our cares in this house and was so kind to call me. She died in November 1998! I miss her friendship. She sent me last year two of these books, for me and "a good friend." And now here is the moment: You gave me so many greetings and good wishes: this is the moment to give this book from my German friend Elisabeth to my American good friend Sukey!

In your notes I read Richard's mother died last year. Accept my heartfelt sympathy. It's difficult to lose a mother, when you are close. You lose a part of your youth, when she leaves.

Also, pffffff!!!! to think and write in English. I am sure I made a lot of mistakes and you are smiling-reading-smiling! You can tell in the First Cut some words of this letter, in your own words (without all the mistakes). Many greetings and good wishes to all papercutters in the USA and have together a good time in the Rocky Mountains. I hope to see you one day anywhere, in Europe?

Magda Helms, Editor - Knippers, Dutch Newsletter

❖ This past summer I visited Walt Disney World in Orlando, Florida, and brought home with me a lovely silhouette of my family.

Somewhere between Main Street U.S.A. and Frontierland there are papercutting artists. I spoke to one cutter about her talent. She said Disney trained her for a year before she started cutting for the public inside the park. I told her about the Guild and sent her information. I'm aware that Disney has had papercutters in their training and employment for the past 20 years because I remember my mother having silhouettes cut of family members when I was a girl. I would think Disney and the Guild could share a tremendous amount of information if they worked together. It would be to the benefit of the art. Is there anyone in the Guild with contacts at Walt Disney World?

Anita L. Barry - Bryans Road, MD

❖ I have been enjoying the newsletter since February, 1995. I started putting holes in them, with my hole driller, early on so I could keep them in a ring binder. You punched the holes for a while but have stopped. I, for one, did really appreciate the pre-punched newsletters since it is a hassle for me to punch holes. I vote for reinstatement or pre-punched newsletters.

On our way to visit dead relatives in and around Hartford, Connecticut, and a family reunion in Boothbay Harbor, Maine, we did what we had been looking forward to for several months. We spent a wonderful afternoon in Hagerstown at the Washington County Museum of Fine Arts. Since all five of our family members on the trip are avid papercutters or papercutting aficionados, we viewed, analyzed, discussed and thoroughly enjoyed the fine work which was on display.

Marsha and Roy Hayes

ANTIQUE PAPER CUTTING - BY CLAUDIA HOPF



Recently going through my files of cuttings and correspondence, I came upon a photo and letter I thought would be of interest to FIRST CUT readers. The letter was dated October 11, 1977. The photo is on an early 18th Century cut and painted religious piece depicting the resurrection of Jesus. It is signed by the artist. It was found in a bible of the Schenck (Shank) family. (Mennonite) It was signed Caspar Fordine. Early cut pieces such as this were rarely signed, which makes this a very significant piece.

Through the research of Dr. Don Yoder, checking genealogies, he excitedly found information documenting that Casper Fordine (Fordney) was American and that the Fordney's were of the German Reform Persuasion.

Reference: Jacob Eicholtz by Rebecca J. Beal #272 Mrs. Casper Fordney, wife of Casper Fordney, Jr. 1779-1817. Son of Casper Fordney 1747-1812. The Fordney's were a French Huguenot family of Lancaster, PA.

The question is: Was this piece executed by Fordney before or after he arrived in America and did he continue working in the Old World tradition? Claudia Hopf, March/1999

SPRING



© SISTER CLARICE STEINFELDT
ROSE SWEETNESS - 8"X10"



© SHARYN SOWELL



© SHARYN SOWELL




© SISTER CLARICE STEINFELDT
THE VISITATION - 12"X12"

SPRING



© WILLIAM OELLERS - SPRING

SPRING



© REGINA SCUDELLARI - ROSE ACRE FARM CHICKEN



© SUZI ZIMMERER '99 - SPRING MAIDENS - ACTUAL SIZE

NOAH'S ARK

3-D NOAH'S ARK, II.


#K-38



3D NOAH'S ARK, II. Make this favorite Biblical story "come to life" with Alison's most unusual 3-D adaptation. Noah and his wife are aboard an intricately cut ark with doves, rolling seas, and even a gang-plank! Packet includes 10 different stand-up animals... giraffe, elephant, camel, lion, zebra, bear, ram, pig, goat, and cow. Printed on white heavy stock paper, ready to cut. The ark measures 8.5"x11". Animals range from an 8.25" giraffe to 3" ram. A simple stand pattern is included for the ark, as well as easy to follow instructions. Great for Sunday School decorations for a child's room (mobile) or birthday party. Animals can be used separately as table decorations, Christmas tree ornaments, or unusual greeting cards. An Xacto knife & cutting mat are recommended. INTERMEDIATE. - #K-38 - \$6.95.

NOAH'S ARK (Flat cut). By popular demand, Alison's stacked rendition of the favorite Biblical tale features 17 animals, Noah and his wife aboard the ark, a rainbow, stars, sunshine, and clouds surrounded by leaves and fish. Pattern fits an 8"x10" standard frame and printed on cream paper in its entirety. No need to fold. Ready to cut or copy. - #BK-AAA - \$3.95


NOAH'S ARK Flat Cut #BK-AAA



TWO BY TWO by Alison Cosgrove Tanner. For the Noah's Ark lover, another version of our favorite theme. Sixteen folksy 3-D ornaments in two different ark styles. Palm trees (4-3/4"x3-1/2") or rainbow (3-3/4"x3-1/2") surround a lion, rhino, elephant, hippo, zebra, alligator, camel, horse, bear, lamb, ram, pig, rabbit, goat, rooster, and squirrel. Printed in its entirety, each is scored, folded in half and stands on a base. Suitable for decorating a Christmas tree, making a child's mobile, or free standing. Printed on white heavy stock paper. Ready to cut. Instructions included, Xacto knife and cutting mat are recommended. INTERMEDIATE. - #K-63 - \$6.95

TWO BY TWO

#K-63



PAPERCUTTINGS BY ALISON NOAH'S ARK

P.O. Box 2771

Sarasota, Florida 34230

941-957-0328

941-952-0763


NOAH'S ARK
ALPHABET SAMPLER #BK-VVV



NOAH'S ARK ALPHABET SAMPLER. Alison has done it again with yet another rendition of this favorite biblical story. Bordered by an old fashioned alphabet, this design features seven different animals, a rainbow, sun, moon and a welcoming Noah aboard the ark, adrift at sea. The pattern fits a standard 8"x10" frame, printed on cream paper in its entirety. No need to fold. Ready to cut or copy and mount on a contrasting background. Instructions included. Xacto knife and cutting mat are necessary. INTERMEDIATE TO ADVANCED. - #BK-VVV - \$3.95.

Noah's Ark

#CH-3



NOAH'S ARK by Claudia Hopf. We were so pleased when Claudia decided to create a watercolor papercutting depicting this familiar and popular Biblical story. The design measures 8"x10" and represents animals from Africa, the forest, as well as the farm. Ready to paint and cut from antique like parchment paper. Claudia offers easy to follow watercolor, cutting, and mounting instructions. Included are guidelines to help define the figures and one need not be an accomplished watercolorist to successfully complete this project. Watercolor is optional. INTERMEDIATE - #CH-3 \$4.50.

COME TRUST IN G

EVERYTHING BY



NOAH

40 DAYS RAIN



NOAH'S ARK



© SUKEY HARRIS - ABATED WATERS
8" X 8"



© SUKEY HARRIS - 8" X 8"

CENTERFOLD - NOAH'S ARK © SUKEY HARRIS - 10.5" X 13.5" ACTUAL SIZE

THIS WAS DESIGNED AND CUT OUT IN 1995. PUT AWAY COMPLETED IN 1997 USING METALLIC PAPER OVERLAYS AND UNDERLAYS, HOLOGRAPHIC PAPERS, WATERCOLOR AND PINPRICKING. SAW TOOTH BORDER AND ANCHOR ARE ENBOSSSED FROM BACK. FRAMED IN A COMPLIMENTARY "TRAMP-ART" FRAME, PAINTED ANTIQUE RED, YELLOW AND BLUE. ARK TOP IS A SIMPLIFIED VERSION OF SUKEY'S LOG HOUSE. THE INSIDE "PUN" IS THAT THE MANTA RAYS ON EITHER SIDE OF THE ANCHOR - ARE THE "RAYS OF HOPE"



© SUKEY HARRIS - 13" X 16"



© SUKEY HARRIS - 13" X 16"

NOAH'S ARK

Polly Winkler-Mitchell has printed a black and white book,
The Story of Noah's Wonderful Ark. Reviewed on p. 20 & 21.
She also has Noah's Ark wrapping paper (17" x 21") and posters (17" x 21")
both laminated and unlaminated. To inquire call 618-549-3547.



© POLLY WINKLER-MITCHELL
SELF PORTRAIT WITH NOAH'S ARK



© POLLY WINKLER-MITCHELL - NOAH'S ARK



© POLLY WINKLER-MITCHELL
THE JOURNEY IS ALMOST OVER



© POLLY WINKLER-MITCHELL - AFTER THE GREAT FLOOD



CREATING HANDMADE BOOKS -

Alisa Golden 1998 128 pp. 8.5" x 10"; hardcover, \$27.95.

Cut and Fold pages in a simple accordion, or hide a second book inside. Create pop-ups, fan slot, and tab books. Construct hand scrolls and hanging ones, hardcover and softcover books, portfolios and boxes. Step by step, illustrated instruction and color photos of finished books to inspire. John Neal Bookseller, P.O. Box 9986 - Greensboro, NC 27429 (800) 369-9598 - email: jnealbooks@aol.com

THE SECRET KNOWLEDGE OF GROWN-UPS -

Written and illustrated by David Wisniewski. Winner of the 1997 Caldecott Medal. Published by Lothrop, Lee & Shepard Books, a division of Morrow Junior Books, New York ©1998; \$16.00 U.S. Published in Singapore. - ISBN 0-688-153-39-9 (trade) - ISBN 0-688-153-40-2 (library)

Do you know why you should eat your vegetables? Or drink plenty of milk? Or comb your hair? Or not blow bubbles in your milk? Or not play with your food? Or not jump on your bed? Or bite your fingernails? Or pick your nose? These questions are all answered in an amusing, "tongue in cheek" script by David Wisniewski and illustrated with his creative, colorful papercuts. To add to the mystery, the cover indicates that this book is classified, confidential, top secret and you need a security clearance A... just what you need to be intrigued!

Color Aid and Strathmore WaterColor Papers used for full color photography of Cut Paper Illustrations by Studio One. Text Type: 17 point Symbol I.T.C. medium.

WOOF - Madalyn Eastus. 1998. 7.5"x7". 26pp. Hardcover. \$18.95. A series of 52 images made only with paper - cut, folded, and woven - in which the pages use each other to create brightly colored multilayered designs. Beginning with an "Amish quilt", the pages evoke textile patterns from around the world; including Navajo weaving, Fair Isle knitting, San Blas mola, and Nigerian adire. B2308.

For more information write John Neal, bookseller - P.O. Box 9986, Greensboro, NC 27429, USA or call (800-369-9598) or email: jnealbooks@aol.com.

SCHERENSCHNITTE CROSSING AMERICA. LINDA MCGUIRE

240 Designs ready to use and frame. Printed on one side of antique parchment, 60 ob., 1 inch thick, 8.5x11" wire spiral - \$45 + 2 lb. psh \$3.50. This will be reviewed in the Summer Issue of FIRST CUT. To order write or call Linda McGuire: P.O. Box 127 - Seal Rock, Oregon 47376. Call: (541) 563-4899.



© LINDA MCGUIRE - NOAH'S ARK

NOAH'S ARK LASER-CUT

PLASTIC STENCILS - Celeste Plowden. Each set contains three different 7.25"x10.385" clear plastic sheets of stencils laser-cut for sharpest detail and greatest durability. Eleven whimsical images include animals (rhinoceros, ram, zebra, cow giraffe, horse, elephant, camel) plus the ark itself, with a dove and the caption NOAH'S ARK. with clear Instructions. 404773-\$8.95.


Dover Publications, 31 East 2nd St., Mineola, NY 11501-3582. Add \$5.00 for shipping.

POLLY WINKLER-MITCHELL THE STORY OF NOAH'S WONDERFUL ARK



Polly Winkler-Mitchell tells children that she draws with scissors and paints with colored paper. The German word for the art she has been doing for the past twenty years is "scherenschnitte," which literally translated means "scissors cutting." She uses black silhouette paper and delicate surgical scissors to create fanciful designs on paper. Her designs are all done freehand; making each one unique and original. However, her work is commonly based on traditional themes, and frequently incorporates ancient folk motifs. Bible stories, folk tales and fairy stories are often found in her black-on-white scherenschnitte.

Polly Winkler-Mitchell's colored paper creations have their origin in the traditional Polish folk art called wycinanki, pronounced "Vee-shin-ahn-kee." However, the unusually gloomy winter of 1992-93 prompted her to seek color where she could find it, and her work suddenly began to blossom into brightly colored American primitive folk art. Her exuberant pictures have a certain kinship with the paintings of Grandma Moses, Carl Wysocki, and others of this school. This development in Polly's art has resulted in scenes of a more naive American. Polly's other subjects include local and area historical scenes, contemporary rural pictures, and nostalgic memories from her childhood. All of her work is buoyant, bright and joyful. Even those not interested in more orthodox "art" are stirred to smile when they see her work.

THE STORY OF NOAH'S WONDERFUL ARK illustrated by GAP member, Polly Winkler-Mitchell and narrated by her husband, Marion, has proven to be one of Polly's most popular products. And now she would like to share it with GAP readers. It is 8.5"x11" spiral bound, 45 pp., black on light blue-gray card stock, and a "must have" for grandparents and the church library. \$1.50 postage added to the \$13.00 price brings the prepaid cost up to \$14.50. Send your check to Polly Winkler-Mitchell, 2400 Chautauqua Road, Carbondale, IL 62901.



© POLLY WINKLER - NOAH'S ARK



A pair of owls swooped on silent wings through the arks open windows. The otters humped happily along followed immediately by a brace of opossums. Two ostriches stalked solemnly along down the path to the gangplank.



Just in time, two pandas and a pair of pheasants came in from China. Penguins from Antarctica strutted along to the gangplank. Two quail whirled and sailed right through the Ark window.




High over the shorter animals, a team of stately giraffes trod placidly along. Clinging tightly on the back of the larger giraffe was a gibbon; another clung desperately around the taller animal's neck. A grouse trotted along through the dust while its mate sailed the last few feet to the deck of the ark.



At last, nearly fifteen months from the time the great rains began, God told Noah that it was time for him and his wife, his sons and their wives, and all the living things on the Ark to go out into the world. God commanded for all living things to be fruitful and multiply and to replenish the Earth.

NOAH'S ARK



© PAUL BEAL - GATHERING



© SANDRA LEVY - PIPE THEM ABOARD - (ACTUAL SIZE)




© MA MICKI JENKINS - AND NOAH KNEW THE WATERS HAD RECEDED

NOAH'S ARK



© CLAUDIA HOPF - NOAH'S ARK
WATERCOLOR PAINTED PAPER CUTTING



© MICKY SHAPIRO - NOAH'S ARK - 12"X18"
ORIGINAL USES COLORED PAPERS

IN MEMORIAM

Q A Q A Q A Q A Q



©C.A.G. CORNELISSE BLEEKER - IKEBANA

**C.A.G. CORNELISSE BLEEKER
ANNA MARIA VON GERST**

When can I expect FIRST CUT? You can expect FIRST CUT four times a year. The editor likes to name the issues by the seasons; winter, spring, summer, fall. Perhaps more conventionally to number the issues #1, 2, 3, and 4 would be better??? But we'll keep it seasonal for a while.


The aim is to send the newsletter always during the three month season represented. This takes a lot of work and planning. Things happen along the way, usually, it seems, just when it's time to do FIRST CUT!

In addition to the pleasures of being editor there are all the human factors involved; things that have happened, are happening, will happen to all of us in our families. The emotions in the loss of Dick's mother in the fall, resulted in a later newsletter... but then wasn't it a nice holiday read?

Now that we are accumulating Feature Editors and Candy McDaniel is the first rate assistant editor, the Winter newsletter came out on time.

Here is your spring issue - fresh, new and timely. The new system is working. Thanks to all your volunteers, Eureka!!!

NOAH'S ARK



© TRUDY KAUFFMAN - ELEPHANTS; TWO BY TWO



© ELZBIETA KALETA - TWO BY TWO - BOSQUE DEL APACHE

NOAH'S ARK



© MARIE SCHWARTZ - NOAH'S ARK - 9"X10"



© TRUDY KAUFFMAN - NOAH'S ARK

NOAH'S ARK




© SHARON SCHAICH - TWO BY TWO BY TWO BY II




© FAYE DUPLESSIS - NOAH'S ARK

NOAH'S ARK



© KATHY TREXEL REED - ACTUAL SIZE

NOAH'S ARK




©SANDRA GILPIN - GOD'S PROMISE

17" X 17"

Watercolor, Pen & Ink, X-Acto Knife, Scissors, Mi-Tientes Paper,
Oil Based Paints used to Grain Frame, Acid-Free Mat Board

NOAH'S ARK



©ERNST OPPLIGER - SWITZERLAND - 1983

Ed. note: In 1985, this Noah's Ark was included in a major international show of papercuttings in the Cooper-Hewitt Museum, NYC, NY. Much of Ernst Oppliger's exquisite minute details are lost in reduction and copying but you can still gasp as you grasp his magnificent concept of the ark, the arc, the water's waves, the myriad of animals and the border. Each lacy scallop contains different flowers of the earth in this awesome design inspiration.

Since my childhood, I've always had somewhat of an artistic bent which led to an undergraduate degree in the Teaching of Art. In 1991, I retired from "active" ministry as an elementary classroom teacher, principal and treasurer for my religious community, the Sisters of the Divine Savior to become a visual artist. My workspace would be in the Art Studio, a fourteen room studio and gift shoppe, formerly our "sleeping quarters", located in a wing of our all girl's high school, Divine Savior-Holy Angels in Milwaukee. I began creating Native American greeting cards, weaving baskets and dream catchers and carving candles for weddings and special occasions.

My career as "papercutter" began in January, 1994, when I cut valentines having been sparked by an article in Craft and Home. The valentines were original papercuts from white paper mounted on double-sided red velvet hearts. Then I began doing other papercuts. Looking back, I'm not quite sure what kind of papercuts I created between January, 1994, and July, 1995. But at that time, I decided to start to photocopy each of my papercuttings as a record. Since that time, I have created over 550 original papercuts.

My small Wiss scissors is my primary cutting tool, but I also use an exacto knife (#11 blades) for some of the small inside cutwork. I especially like the appearance of papercutting – its sharp, crisp black imagery. My framed pieces range in size from 5" x 5" pieces to larger pieces 18" x 24". I use Elmer's glue to adhere the cuttings to frosted ornaments. Some papercuts have been printed on ceramic tiles as trivets and refrigerator magnets, and on cards. I also created lampshades with papercuts.

Inspiration for my cuttings are many – from nature, prayer, requests of customers, GAP homework, from photography, and studying the styles of other cutters and cultures. I am especially intrigued by the intricate cuttings of Walter von Gunten, and periodically study a vase on which one of his cuttings has been printed. It

has inspired me to have some of my cuttings printed on 5" x 5" pieces of glass as suncatchers.

My cuttings include themes and techniques from various cultural and ethnic heritages. Some of the cuttings include Noah's Arks, hummingbirds, American Indian and Wisconsin scenes, Colonial and Shaker chairs and tables, Polish Wycinanki, a variety of animals and animal stacks, trains, children vignettes, angels and Christmas themes.

One of the most recent techniques which I am using is creating distance and dimension through the use of two or three layers of colored paper, the top layer being the black papercut.

My papercuts are sold in the Art Studio which is open weekdays and at six or seven craft and art fairs. In January, 1997, my papercuts were put on the website: <http://www.dsha.k12.wi.us/clarice/>. This past year I have exhibited in the "Nativity Show" in Dallas, Texas, as well as the Boston Symphony Hall Exhibit. My second cutting is in the GAP travelling exhibit. From January 15th to February 25th, my birth town, Port Edwards, Wisconsin, featured my papercuts in a solo show in the Alexander House, a center of art and history.

On the evening of January 19th, a three or four minute clip of my papercutting was aired on Channel 4 WTMJ-TV. This has stirred up interest in papercutting in the Metro-Milwaukee area. Presently I am scheduled to present a workshop "Exploring Papercutting for Beginners" in Milwaukee and Eau Claire, Wisconsin.

It is my hope that my cuttings will "improve the quality of living" for those who view and own them. Personally, I continue to be energized by this folkart in which I can share in the creative and inspirational power of God. I have enjoyed being a member of GAP since November 1995, and hope that someday soon, the Wisconsin papercutters can gather for a "sharing" session.





FARMSTACK - 10" X 13"





© SISTER CLARICE STEINFELDT, SDS



© SISTER CLARICE STEINFELDT, SDS - PEACEFUL WATERS - 8"X12"